



Community Engagement Outcomes Report

April 2019



City of
Canada Bay

Contents

Executive Summary	03
Thematic Key Findings	04
Community Engagement Summary	08
Adult Engagement Findings	10
Youth Engagement Findings	30
Young Children Engagement Findings	40
Appendices	45
I: Outdoor Play Spaces Audit	46
II: Children's Completed Activities	85
III: Community Survey Questions	99
IV: Youth Survey Questions	104
V: Communications Collateral	106

Report prepared by Kate Woodbridge
Community Engagement managed by Robert Marshall, Kate Woodbridge and Angela Pasqua

Acknowledgements

Let's All Play Committee

Mayor Angelo Tsirekas, Chair
Councillor Julia Little
Bec Ho, Touched by Olivia Foundation
Dympna Kennedy, Creating Balance
Maria Kotsiaris
Petrina Nelson, City of Canada Bay Council
Robert Marshall, City of Canada Bay Council

City of Canada Bay Representatives

Project Manager: Robert Marshall, Parks Planner, Civil Services and Assets
Belinda Gibson, Administration Officer - Executive & Councillor Support
Emma Armitage, Coordinator, Victoria Avenue Children's Centre
Emma Harrison, Coordinator, Wellbank Children's Centre
Joanne Steen / Dianne Foster, PA to the General Manager
Natalie Talevski, Communications Coordinator
Petrina Nelson, Open Space Planning Coordinator
Russell Wolfe, Manager Parks and Recreation

City of Canada Bay Directorate: City Services and Assets - Director, Kelly Loveridge

City of Canada Bay General Manager: Peter Gainsford

Executive Summary

This report, *Let's All Play Community Engagement Outcomes Report*, outlines the community's ideas and aspirations generated during the community engagement period from 1 to 28 February 2019.

The community's and Let's All Play Committee's contributions will inform the new '*Let's All Play Strategy*', focusing on inclusive well-designed, diverse and high value outdoor play spaces to attract and capture people of all ages and abilities whilst responding to changing demographics and increases in population density.

Over the past 10 years Council has invested over \$6 million in outdoor play equipment based on innovative design, community engagement and shifting community needs, while also minimising maintenance burden:

- 32 playground renewals
- 6 new playgrounds to meet population growth and density
- 1 outdoor fitness centre
- improvements to Five Dock Skate Park

Appendix I: Outdoor Play Spaces Audit summarises the existing outdoor play spaces and community demographics.

The engagement program was designed to attract participation of all generations and abilities:

- Adult Engagement Program
- Youth Engagement Program
- Young Children Engagement Program
- Seniors Workshop
- Inclusive Play Workshop

The key findings from the community's contributions are categorised under the following ten themes:

1. soft fall
2. shade
3. inclusive play
4. wild and nature play
5. outdoor fitness equipment
6. stationary and dynamic equipment
7. facilities for different age ranges
8. traditional versus modern equipment
9. water play
10. associated park infrastructure

The City of Canada Bay continues to attract new residents, with population expected to grow by 29 per cent to 113,560 residents in 2031. The largest growth will be in the over 65 years old age group (54 per cent growth representing 18 per cent of the community) and children aged 5-14 years old (37 per cent growth representing 11 per cent of the community).



Thematic Key Findings

Theme	Key Findings		
Soft fall	<p>The community were asked their preferred situations for the soft-fall surfaces outlined below in relation to playgrounds and outdoor fitness equipment. These key findings include respondents who support the type of ground surface but not only in relation to playgrounds and/or outdoor fitness equipment.</p> <ul style="list-style-type: none"> rubber soft fall: 96% of adults support rubber soft fall with playgrounds (96%) and outdoor fitness equipment (13%) as the most preferred situations of community members who support rubber soft fall synthetic grass: 73% of adults support synthetic grass with sports fields / cricket nets (26%) and playgrounds (16%) as the most preferred situations of community members who support synthetic grass sand: 64% of adults support sand with playgrounds (43%) and only contained sand pit (22%) as the most preferred situations of community members who support sand bark mulch/pine bark chip: 49% of adults support bark mulch/pine bark chip with 'limited to garden beds/under trees only' (72%) and nature play (22%) as the most preferred situations of community members who support bark mulch/pine bark chip natural grass: 95% of adults support natural grass with playgrounds (43%) and large open spaces (34%) as the most preferred situations of community members who support natural grass 		
Shade	Adults Playgrounds designed for children aged under 11 years old, survey respondents: <ul style="list-style-type: none"> natural shade (trees): 79% very important; 16% important shade cloth: 76% very important; 18% important sheltered picnic tables: 50% very important; 34% important 	Youth (aged 8 to 19 years old) sheltered picnic tables: 69% very important; 23% important	Young Children (aged 2 to 10 years old) activities in a sheltered picnic tables: 33% included as one of the four most important experiences they aspired to in parks
Inclusive play	Adults The top four definitions of inclusive play: <ul style="list-style-type: none"> a space that can be used by all ages and ability - 32% of survey respondents a range of opportunities for all ages to swing, climb and slide - 23% of survey respondents more sports courts/fields for general community use - 10% of survey respondents good accessibility/pathways for prams, wheelchairs and walking frames - 8% of survey respondents outdoor fitness equipment including adjacent to playgrounds - 8% of survey respondents 	Youth <ul style="list-style-type: none"> 20% of respondents recognised the need for facilities for all abilities and all ages 40% stated that parks should be designed to support a variety of uses 	
Wild and nature play	Adults <ul style="list-style-type: none"> Survey - opportunities for nature play: <ul style="list-style-type: none"> ranked number 1 in importance for outdoor place activity: 53% very important; 29% important ranked number 2 in likelihood of use by a household member: 73% very likely; 16% not likely Ideas wall - wild nature playground was posted as an idea and attracted 17 individual votes 	Youth <ul style="list-style-type: none"> Survey - opportunities for nature play: <ul style="list-style-type: none"> 54% of youth stated they were very likely to use parks with nature play; 15% stated they were likely to use; 23% stated they were unlikely to use; and 8% stated they would never use Ideas wall - hedge maze was posted as an idea and attracted 19 individual votes 	

Theme	Key Findings
Outdoor fitness equipment	<div> <div> Adults <ul style="list-style-type: none"> ranked 3rd least important in importance for outdoor place activity: 34% very important; 28% not important ranked 2nd lowest in likelihood of use by a household member: 35% not likely; 8% never 59% of survey respondents indicated the top five outdoor fitness equipment items they would utilise in a park. <p>the three most popular:</p> <ul style="list-style-type: none"> sit-up bench - 54% stepping platform - 54% pull up bars - 48% <p>the three least popular</p> <ul style="list-style-type: none"> magnetic training - 13% hand cycle - 15% tai chi station - 15% </div> <div> Youth <ul style="list-style-type: none"> 46% of survey respondents stated they were very likely to use outdoor fitness centres, however, 31% stated they were not likely to use outdoor fitness centres 43% of male survey respondents stated they were unlikely to use outdoor fitness centres </div> </div>
Facilities for different age ranges	<div> <div> Adults <p>Adults stated they were most likely to use:</p> <ul style="list-style-type: none"> Zip line / Flying Fox - 79% of respondents Ninja obstacle course - 67% of respondents Interactive (eg: sound, art and light) sculptures that allow climbing - 64% of respondents Outdoor rock/wall climbing - 59% of respondents <p>Adults stated they were least likely to use:</p> <p>Badminton court - 17% of respondents</p> <p>Volleyball court - 29% of respondents</p> <p>Table tennis - 39% of respondents</p> <p>The five most popular ideas posted on the ideas wall included:</p> <ul style="list-style-type: none"> Wild Nature Playground - 17 votes Full size basketball court around at Drummoyne Park - 13 votes A well designed basketball court with cover - 10 votes Wangal Park Access and Playground - 7 votes Hopscotch - 7 votes <p>42% of survey respondents stated there is a lack of play equipment for my household and/or my stage of life and/or gender</p> <p>31% of survey respondents stated there is a lack of activities in which I am interested in</p> <p>a suggestion put forward at the Seniors Workshop included creating a lawn games hub with club house and associated facilities</p> </div> <div> Youth <p>Youth stated they were most likely to use:</p> <ul style="list-style-type: none"> Ninja obstacle course - 85% of respondents Zip line / Flying Fox - 85% of respondents Table tennis, Handball court, Outdoor rock/wall climbing, Basketball - 77% of respondents <p>Youth stated they were least likely to use:</p> <ul style="list-style-type: none"> Skatepark - 31% of respondents Badminton court - 31% of respondents Volleyball court - 38% of respondents <p>The survey results largely supported the ideas posted by youth on the ideas wall</p> <ul style="list-style-type: none"> Basketball courts - received 34 votes Mini ninja obstacle course - received 28 votes Handball court - received 27 votes Balloon trampoline - received 26 votes Outdoor volleyball court - received 26 votes Ninja obstacle course with slide and water play - received 13 votes Giant slides - received 10 votes Skate park - received 8 votes <p>62% of youth stated there was equipment at local parks they were interested in using</p> <p>85% of youth stated they were likely to use parks with large open spaces to encourage informal sports activity including flying a kite and kicking a ball</p> <p>54% of youth stated they were likely to use playgrounds designed for children 8-11 years (mean age of youth survey respondents was 14 years old)</p> </div> </div>

Theme	Key Findings		
Stationary and dynamic equipment	<p>Adults</p> <p>In relation to outdoor fitness equipment, comments were largely supporting more static equipment over dynamic equipment. The top five mentioned comments:</p> <ol style="list-style-type: none">1. muscle beach style static workout areas are good (pull up bars, sit up benches) / using your body weight - 11% of respondents2. fitness equipment for all ages and abilities (both static and dynamic) - 5% of respondents3. fitness equipment for all ages and abilities - 5% of respondents4. ninja warrior course - 4%of respondents5. climbing wall - 3% of respondents <p>The above also aligns with the outdoor fitness equipment survey respondents would most likely use.</p> <p>In relation to 'play' equipment, 54% of comments were about dynamic equipment.. The top five mentioned comments:</p> <ol style="list-style-type: none">1. climbing frames / frames (static) - 15% of respondents2. swings (dynamic) - 15% of respondents3. a mix of dynamic and static - 14% of respondents4. flying foxes / zip line (dynamic) - 12% of respondents5. slides (static) - 9% of respondents	<p>Youth</p> <p>Contributions provided by youth was largely in relation the importance of static equipment including basketball courts, ninja obstacle courses, hand ball courts, netball courts, balloon trampolines etc.</p> <p>The most popular dynamic equipment supported by youth was:</p> <ul style="list-style-type: none">• Water Play: 85% of youth respondents stated they were very likely to use parks in which water play was included• Zipline / flying fox: 85% of youth respondents stated they were very likely to use parks which featured ziplines / flying foxes• Nature Play: 54% of youth stated they were very likely to use parks with nature play; 15% stated they were likely to use	<p>Young Children</p> <p>Four of the five most popular play equipment items selected by children were dynamic:</p> <ol style="list-style-type: none">1. Swings - 70% of respondents2. Modern combo unit (static) - 64% of respondents3. Carousel-57% of respondents4. Water Play / Falling Water - 56% of respondents5. See-saw - 55%of respondents <p>The five least popular play equipment items selected by children were stationary:</p> <ol style="list-style-type: none">1. Springer - 33% of respondents2. Tunnel - 35% of respondents3. Stepping Tyres -37% of respondents4. Cubby House - 38%5. Rocket - 41% of respondents
	Traditional versus modern equipment	<p>In 1928, the American National Recreation Association proposed guidelines recommending equipment for children that was appropriate to their age levels:</p> <ul style="list-style-type: none">• preschool playground should have a sandbox, chair swings, a small slide, and a piece of simple low climbing equipment;• elementary school playground should have a horizontal ladder, a balance beam, a giant stride (a large wheel placed at the top of a pole with chains hanging down to permit children to grasp on and swing as the wheel turns), swings, a slide, a horizontal bar, seesaws, and other low climbing equipment. <p>Interestingly, respondents overall support play equipment which is 'traditional' however modern materials such as rubber soft-fall are highly favoured:</p> <ul style="list-style-type: none">• Challenging activities eg: climbing, balance, monkey bars, ninja courses, hopscotch: 65% stated very important and 30% stated important• Traditional playground design – combination of low risk with more challenging component: 59% stated very important and 30% stated important• Nature play (providing opportunity to connect and interact with nature eg: big rocks, large loose sticks, sand, streams, climbing trees, timber tree houses etc): 59% stated very important and 30% stated important• Modern playground design – reduced risk designed: 42% stated very important and 31% stated important	<p>Young Children</p> <p>The four most popular experiences selected by young children were largely traditional:</p> <ul style="list-style-type: none">• Kicking a Ball - 53% of children• Scootering - 53% of children• Flying - 48% of children• Climbing Trees - 43% of children

Theme	Key Findings
Water play	<p>Adults</p> <ul style="list-style-type: none"> ranked equal 4th in importance for outdoor place activity: 43% very important; 36% important ranked 3rd in likelihood of use by a household member: 71% very likely; 20% not likely
	<p>Youth</p> <ul style="list-style-type: none"> 85% of survey respondents stated they were very likely to use parks in which water play was included <i>Ninja Obstacle Course with giant slides and water activities</i> was an idea posted on the ideas wall. The fourteen year old female who posted the idea stated it would provide fitness competitiveness, engaging activities and being in the outdoors rather than being in a gym. The idea was supported by 13 individuals. <p>Young Children</p> <ul style="list-style-type: none"> 73% of children included one or more stickers depicting water play 56% of children included a sticker depicting water play equipment with water sprinkling down 54% of children included a sticker depicting water play equipment with water with a upwards spray
Associated park infrastructure	<p>Adults</p> <p>General Associated Infrastructure</p> <p>The most important (important to very important) infrastructure to support visitation and use of parks:</p> <ul style="list-style-type: none"> Public Toilets - 96% of respondents Public Bins - 96% of respondents Good cycling and pedestrian access to parks - 91% of respondents Drinking Fountain - 90% of respondents Park Lighting - 85% of respondents Sheltered Picnic Tables - 84% of respondents <p>The least important infrastructure to support visitation and use of parks:</p> <ul style="list-style-type: none"> Free Wi-Fi - only 32% considered this important BBQs - only 57% consider this important <p>Playgrounds designed for children under 11 years old</p> <p>The most important (important to very important) infrastructure to support visitation and use of playgrounds for young children:</p> <ul style="list-style-type: none"> Bins - 98% of respondents Access to a public toilet- 97% of respondents Natural shade (trees) - 95% of respondents Access to a drinking fountain - 94% of respondents Shade cloth - 94% of respondents <p>The least important infrastructure to support visitation and use of playgrounds for young children:</p> <ul style="list-style-type: none"> Non-fenced playground - 32% considered this important (note, 81% considered fenced playgrounds to be very important/ important) Picnic Tables - 78% considered this important
	<p>Youth</p> <p>The most important (important to very important) infrastructure to support visitation and use of parks:</p> <ul style="list-style-type: none"> Public Bins - 100% of respondents Sheltered Picnic Tables - 92% of respondents Picnic Tables - 92% respondents Public Toilets - 85% of respondents Park Lighting - 85% of respondents Good cycling and pedestrian access to parks - 85% of respondents <p>The least important infrastructure to youth:</p> <ul style="list-style-type: none"> BBQs - only 46% consider this important Free Wi-Fi - only 62% considered this important

OVERALL COMMUNITY ENGAGEMENT SUMMARY

Friday, 1 February to Thursday, 28 February 2019

The community was informed of the opportunity to participate in the engagement period via a variety of channels including:

- DL flyers distributed to 42,000 residential properties in addition to The Connection, Five Dock Leisure Centre, Five Dock Library, Concord Library and the Civic Centre
- Signage at Five Dock Leisure Centre, Five Dock Library, Concord Library, Civic Centre
- A1 Signage distributed across the LGA in parks and main streets
- Council's Website
- Promotion via Council's What's On and Rhodes eNewsletters
- Council's social media
- Mayoral Column in the Inner West Courier on Tuesday, 5 February
- Emails to 87 community organisations, child care centres and schools to encourage them to share the engagement opportunity with their communities.

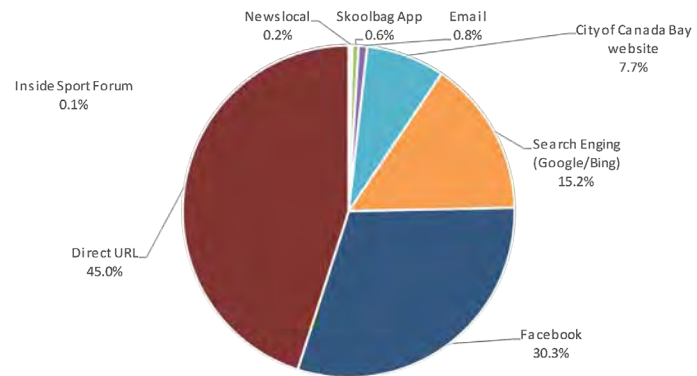


Figure 1: Traffic sources to both online engagement pages

OVERALL COMMUNITY ENGAGEMENT SNAPSHOT



28

DAY ENGAGEMENT PERIOD



3,485

ONLINE ENGAGEMENT PAGE VIEWS



841

UNIQUE VISITORS



15,267

PEOPLE REACHED ON FACEBOOK



795

STAKEHOLDERS AND COMMUNITY MEMBERS PARTICIPATED



199

SURVEYS COMPLETED



20

SUGGESTIONS POSTED ON IDEA WALLS



297

IDEAS WALL VOTES



18

EMAIL SUBMISSIONS



210

REACTIONS, COMMENTS AND SHARES ON FACEBOOK



8

FACE-TO-FACE CONSULTATION OPPORTUNITIES



53

SKETCHBOOK DOCUMENTATION DOWNLOADED

ENGAGEMENT OPPORTUNITIES AND ACTIVITIES



The engagement period provided diverse opportunities for stakeholders and community members to participate including:

24/7 Online Engagement Portal

The portal, canadabay.engagementhub.com.au visitors to find out about the project, to post ideas and undertake the community survey.

Unique visitors: 841

Drop-In Session on the Bay Run at Rodd Park

Sunday, 3 February 2.30pm - 4pm

An opportunity to promote the consultation to Bay Run users and distributed *Let's All Play* branded lip balms.

People: approx. 80 people

Pre-schoolers Exploratory Workshops

Thursday, 14 February 10.30-11.15am at The Connection

Tuesday, 19 February 10.30 – 11.15am at Concord Library

Wednesday, 20 February 10.30 – 11.15am at Five Dock Library

These workshops were designed to collaborate with young children on their ideas and aspirations for park play.

Attendees: 43 Children; 20 Adults

5 Senses Garden Grand Opening, Rhodes Park

Friday, 15 February 4pm - 6pm

Opportunity to promote the consultation and engage with attendees.

Let's All Play Community Fun Day, St Luke's Park

Sunday, 17 February 9.30am -12.30pm

An all of community fun morning of activities and amusement, discussions on play space outcomes and a complimentary bacon and egg roll and coffee for the first 150 visitors.

Attendees: approx. 200

Bespoke Stakeholder Workshops

A Seniors and an Inclusive Workshop were undertaken at Concord Library on Thursday, 21 February and Wednesday, 28 February to discuss opportunities directly related to these groups. Thank you to representatives of Council's Access and Inclusion Committee, Concord Senior Citizens Centre, Harry's Mens Shed, Inner West Neighbour Aid and Touch By Olivia Foundation for participating

Concord Carnival, Greenlees Park

Sunday, 17 March

Cancelled due to inclement weather.

Additional channels for community members to share their ideas were:

- Direct email: parksupgrade@canadabay.nsw.gov.au
- Facebook and Instagram: sharing and commenting

ADULT COMMUNITY ENGAGEMENT SUMMARY

Saturday, 1 February to Friday, 28 February 2019

The community was informed of the opportunity to participate in the engagement period via a variety of channels including:

- DL Flyers distributed to 42,000 residential properties in addition to The Connection, Five Dock Leisure Centre, Five Dock Library, Concord Library and the Civic Centre
- Signage at Five Dock Leisure Centre, Five Dock Library, Concord Library, Civic Centre
- A1 Signage distributed across the LGA in parks and main streets
- Council's Website
- Promotion via Council's What's On and Rhodes eNewsletters
- Council's social media
- Mayoral Column in the Inner West Courier on Tuesday, 5 February
- Emails to 87 community organisations, child care centres and schools to encourage them to share the engagement opportunity with their communities.

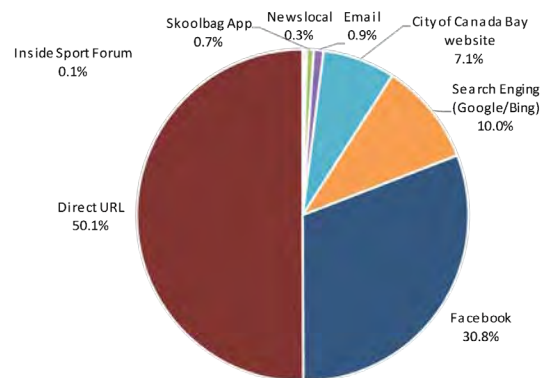


Figure 2: Traffic sources to letsallplay.com.au

ADULT COMMUNITY ENGAGEMENT SNAPSHOT



28

DAY ENGAGEMENT
PERIOD



2,834

ONLINE ENGAGEMENT
PAGE VIEWS



748

UNIQUE VISITORS



14,162

PEOPLE REACHED ON
FACEBOOK



474

STAKEHOLDERS AND
COMMUNITY MEMBERS
PARTICIPATED



186

SURVEYS COMPLETED



10

SUGGESTIONS POSTED
ON IDEA WALLS



77

IDEAS WALL VOTES



5

EMAIL SUBMISSIONS



201

REACTIONS, COMMENTS
AND SHARES ON
FACEBOOK

Bespoke Stakeholder Workshops

Seniors Workshop

Attendees: 3

Ideas generated and/or discussed:

- create meandering pathways with inclines/small steps to support balance and cognitive processes
- sensory experiences for older people to enjoy
- offers potential for exploration
- access to public toilets and cafes
- install 'resting spots' between destinations
- seating to enable enjoyment of observing others
- accessibility for transport options and individual movement to and through parks
- consider the very frail and their needs
- development of a lawns games sport hub located centrally providing a variety of lawn games (bowls, croquet, gate ball and bocce) supported by additional amenities including a club house, sensory garden, community garden and social program. Infrastructure and programs designed to enable all people of any ability to participate in moderate exercise and socialise.

Inclusive Workshop

Attendees: 5

Ideas generated and/or discussed:

- consider parents/carers who may have accessibility limitations
- include infrastructure designed to support all people such as tables and barbeques supporting people in wheelchairs
- proximity to accessible parking
- sound pathways to access parks and navigate through to activation areas
- sensory experiences including touch, water, smell and sound
- private facilities with adult change tables
- facilities designed to make all users welcomed and socialise/integrate with one another
- facilities which cater to all ages and abilities and may be multi-generation or intergenerational
- play spaces built to accommodate families with children over a wide age spectrum to enable time together

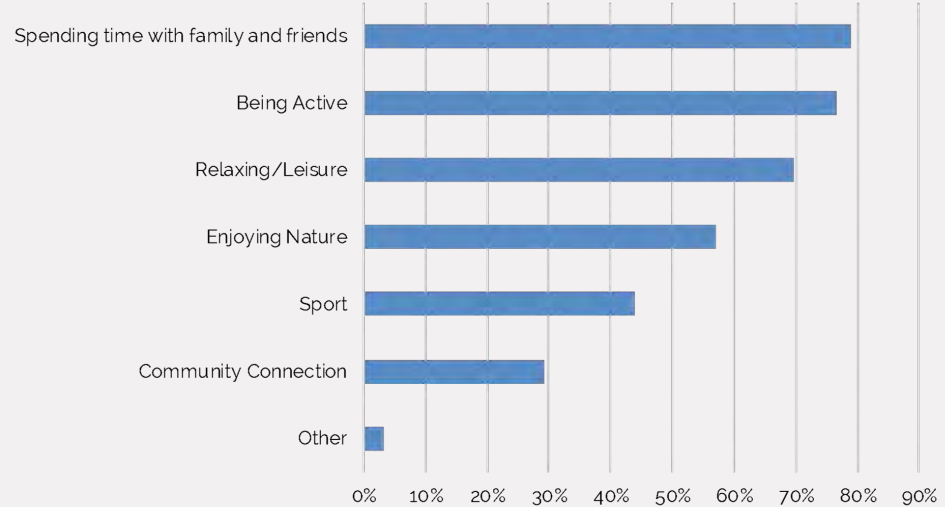


Adult Survey Responses

Why do you visit local parks and recreation spaces?

Respondents: 185

Survey Questions: 1



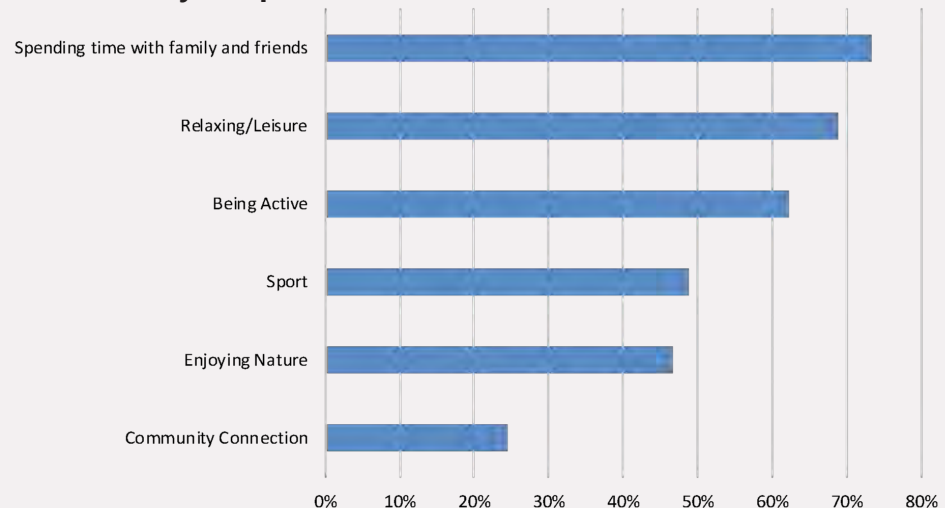
The 'Other Responses' included: BBQ, boat ramp, teaching child to ride a bike and walking the dog (five responses)

Preference by Gender and Age:

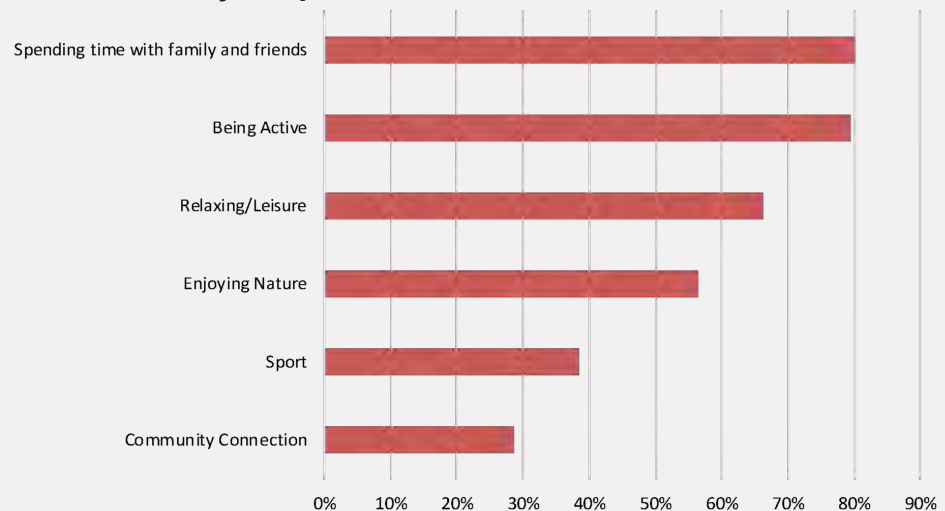
Respondents: 173

Survey Questions: 1, 18 and 19

Male Survey Respondents



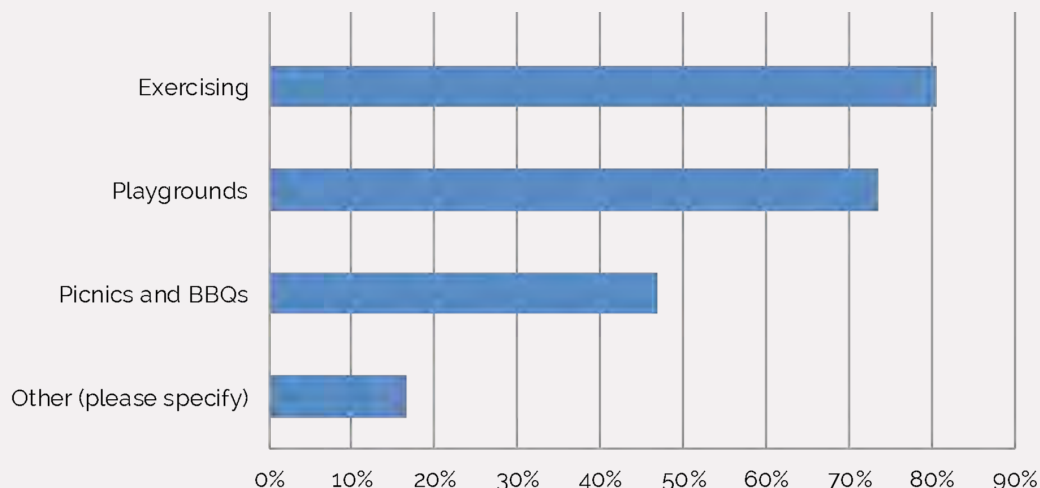
Female Survey Respondents



What recreation activities do you currently undertake in the City of Canada Bay parks?

Respondents: 181

Survey Question: 2

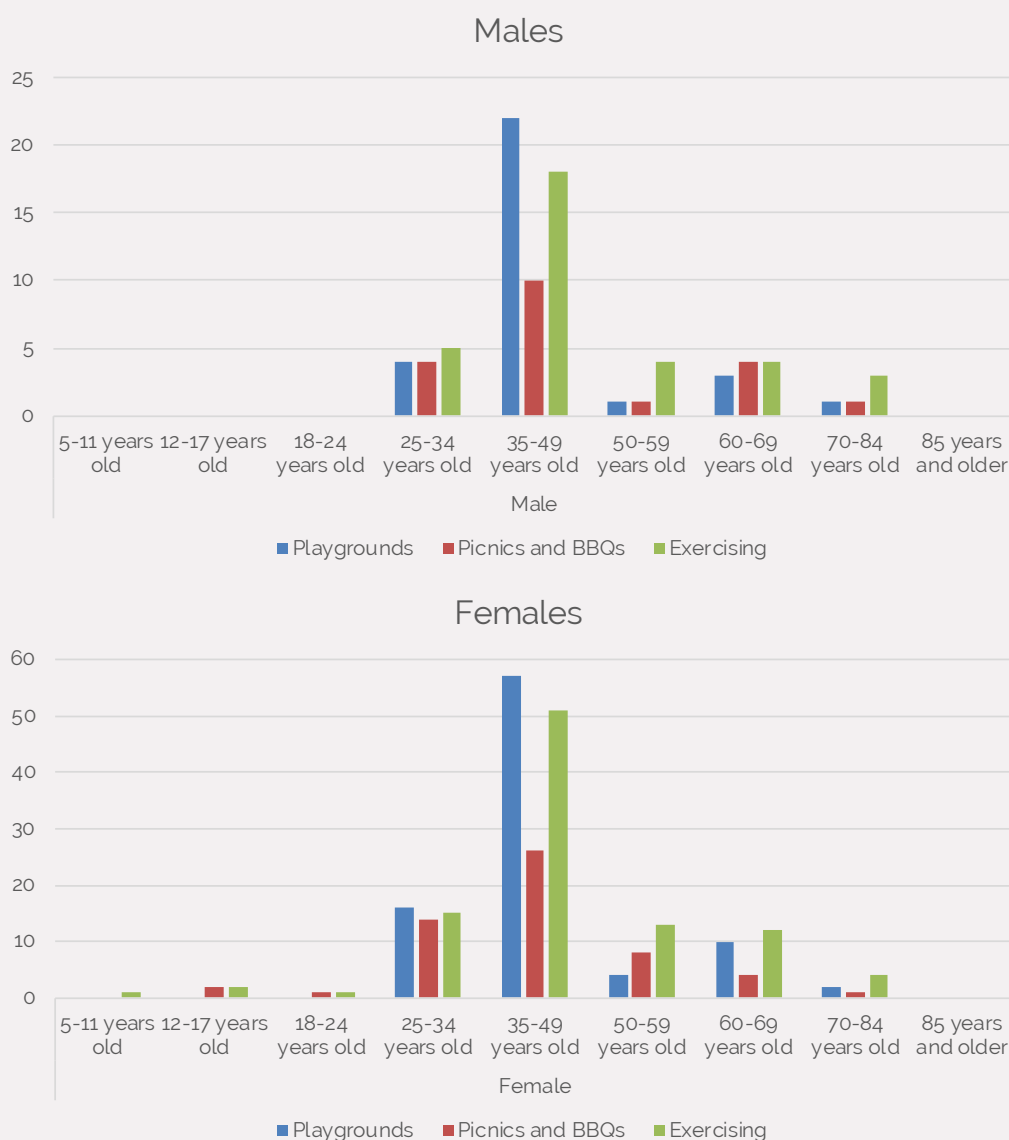


The 'Other Responses' included: Walking / Playing with Dog – 2 responses; Swimming at Cabarita – 2 responses; Walking – 3 responses; Lawn Bowls – 3 responses; Kayaking – 2 responses; Boat ramp – 2 responses; Fishing – 1 response; Sports – 4 responses; Cycling, scootering and skateboarding- 5 responses; and, Playing casual ball games- 5 responses.

Plotted against gender and age

Respondents: 168

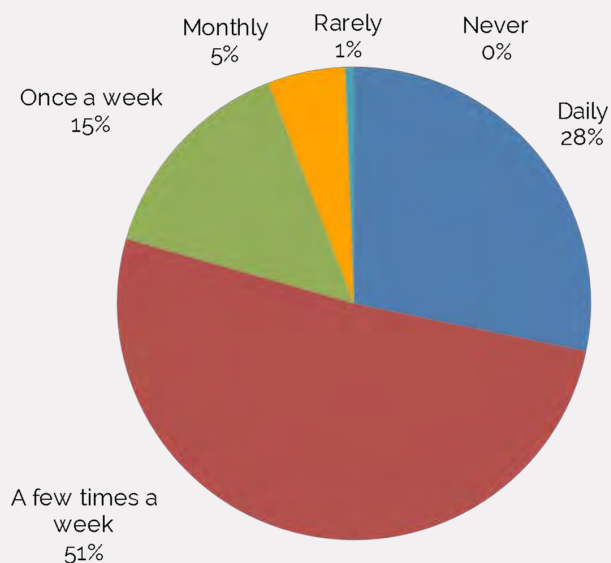
Survey Questions: 2, 18 and 19



How often do you visit parks?

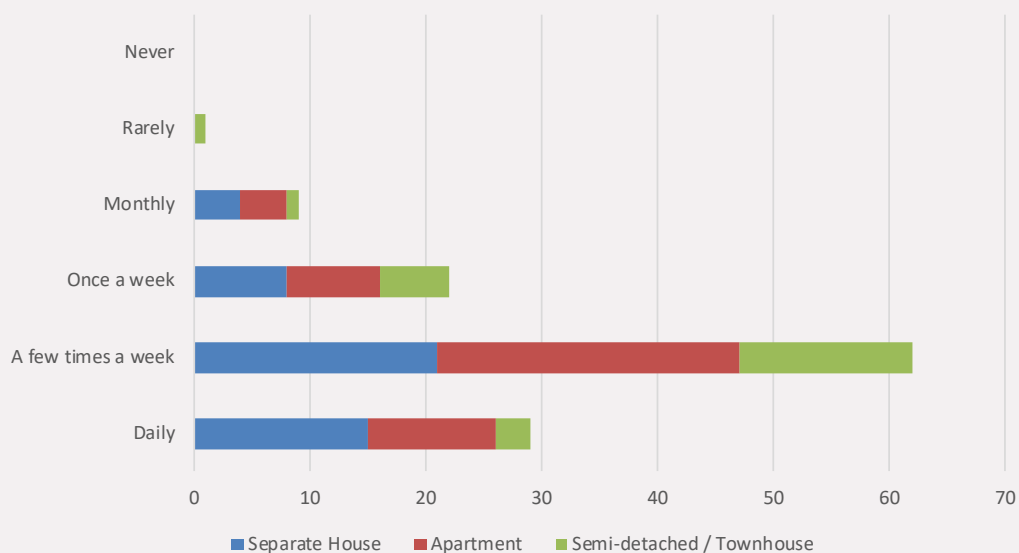
Respondents: 170

Survey Question: 3



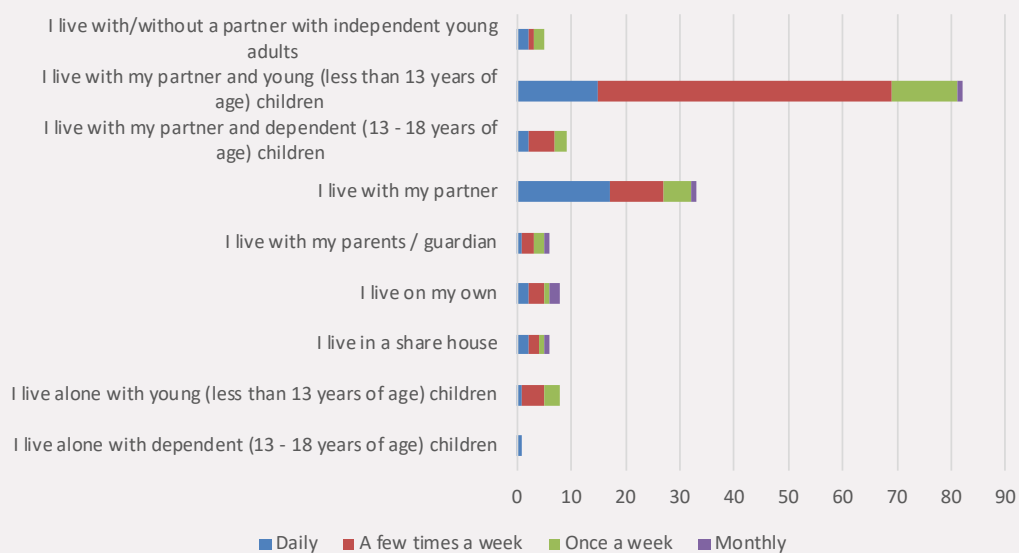
Respondents: 123

Survey Questions: 3 and 21



Respondents: 158

Survey Questions: 3 and 22

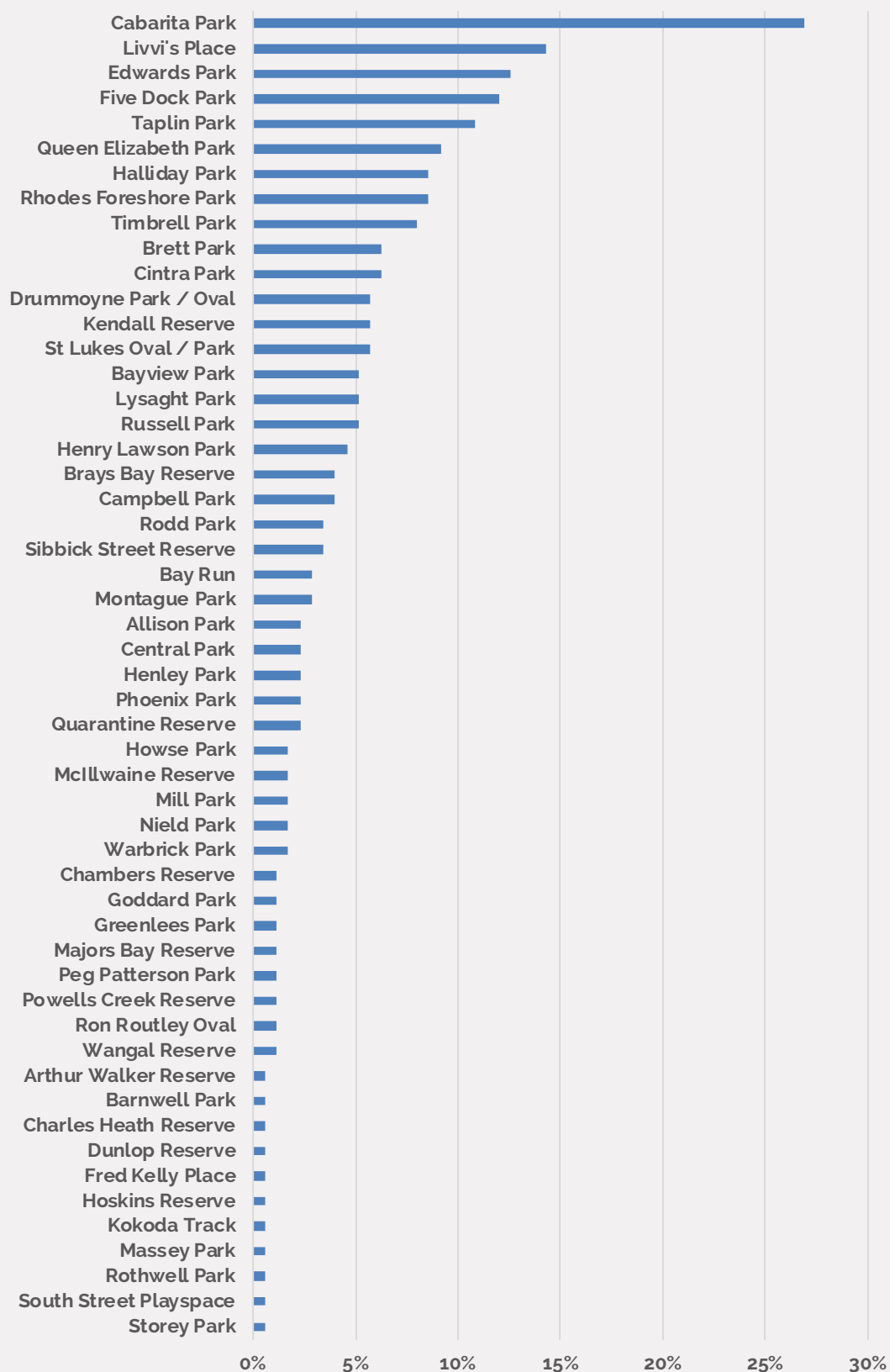


What are the three parks you most frequently visit?

Respondents: 175

Survey Question: 4

Set out below are the parks most visited by survey respondents.



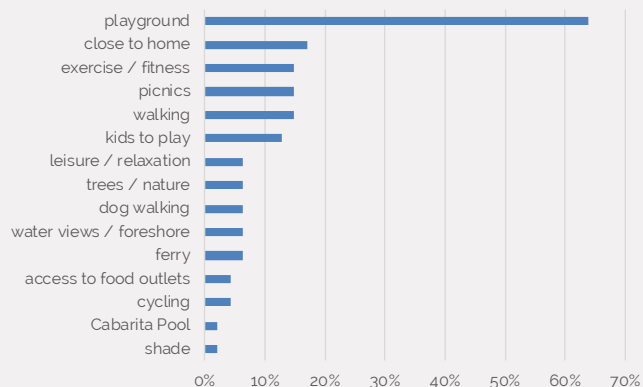
What are the key reasons you visit these parks?

Respondents: 175

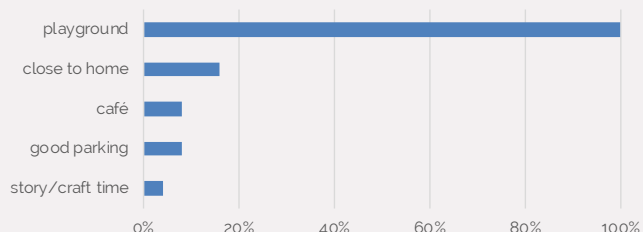
Survey Questions: 4 and 5

Set out below are the reasons provided by the community for the 10 most popular parks.

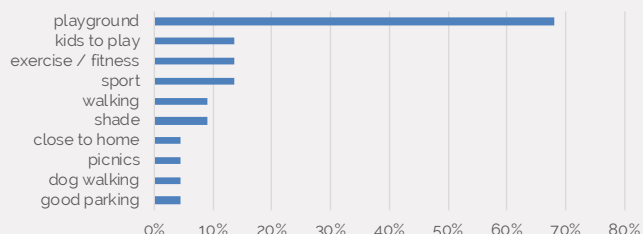
Cabarita Park



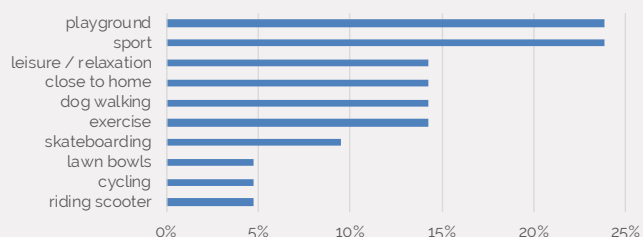
Livvi's Place



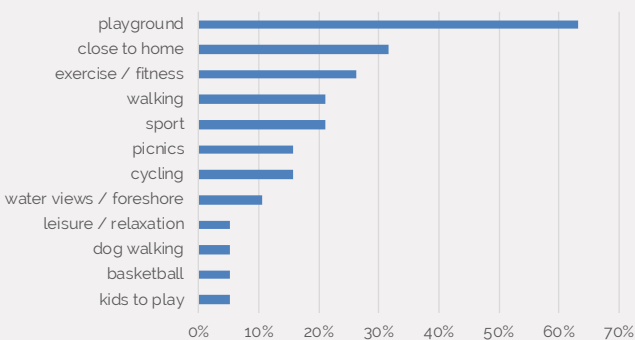
Edwards Park



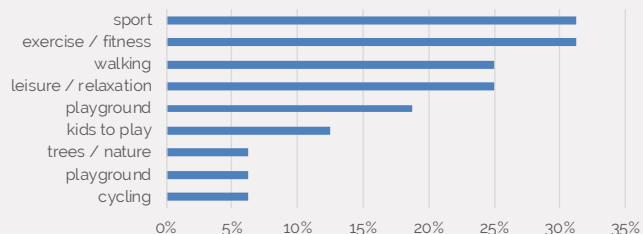
Five Dock Park



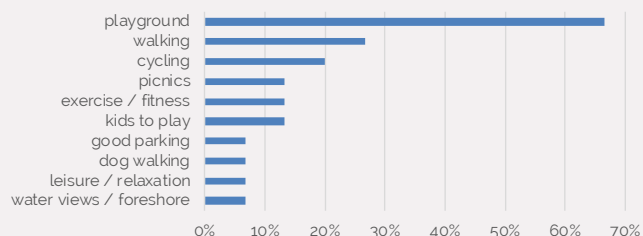
Taplin Park



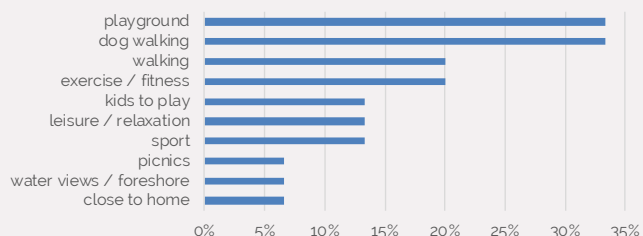
Queen Elizabeth Park



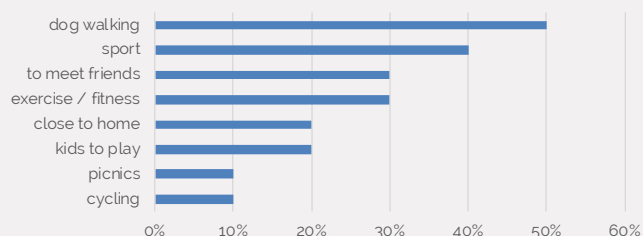
Rhodes Foreshore Park



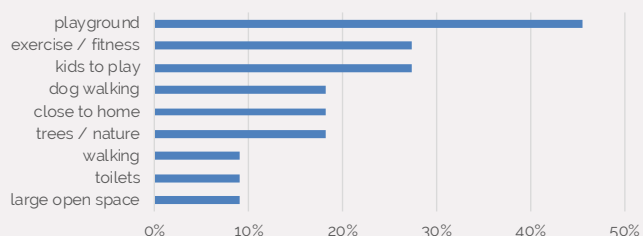
Halliday Park



Timbrell Park excl. Livvi's Place



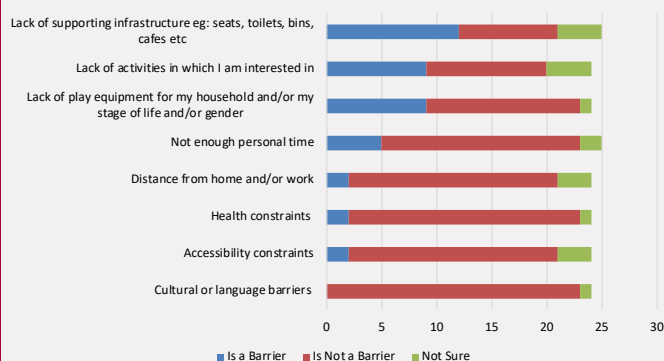
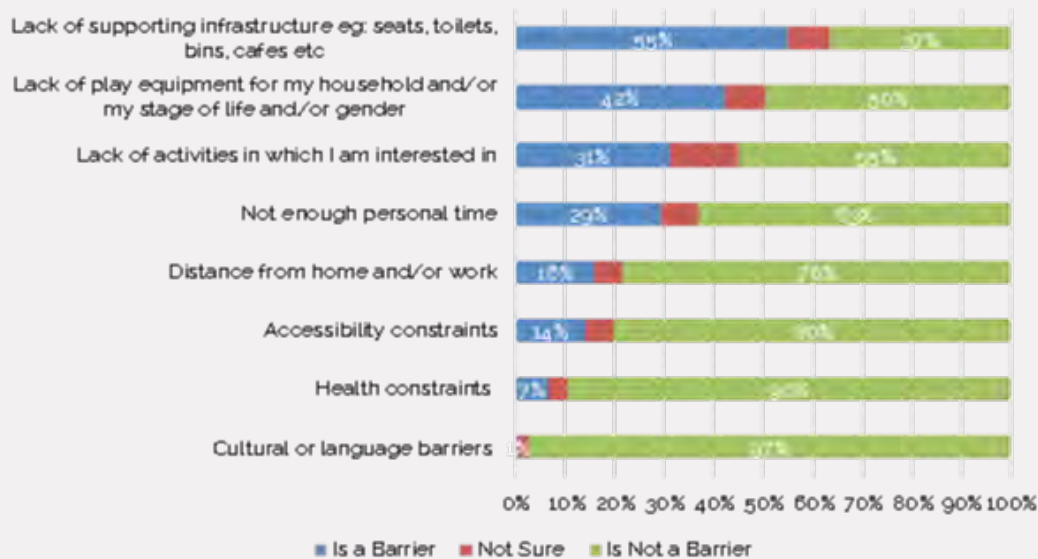
Brett Park



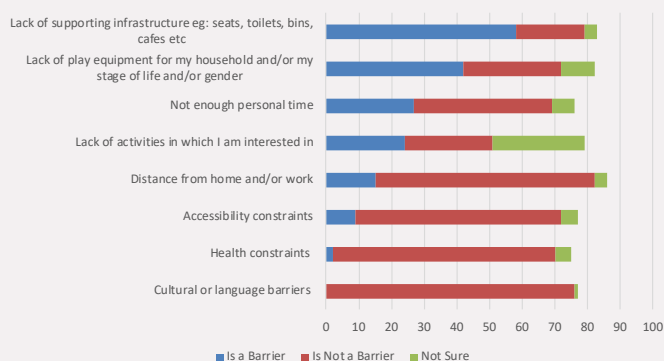
Are there any barriers preventing you from using parks and recreation space?

Respondents: 174

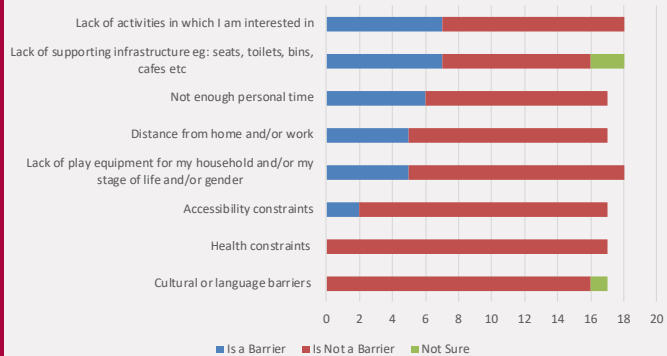
Survey Question: 6



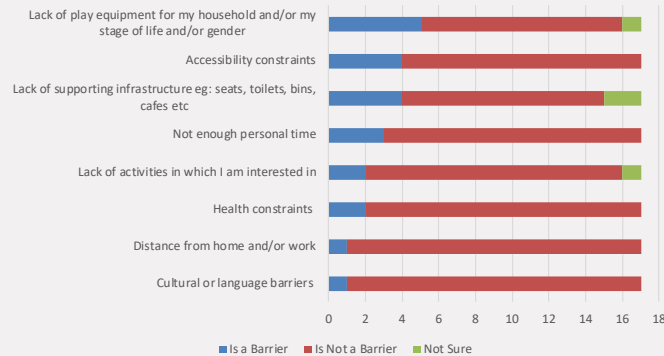
25-34 years of age



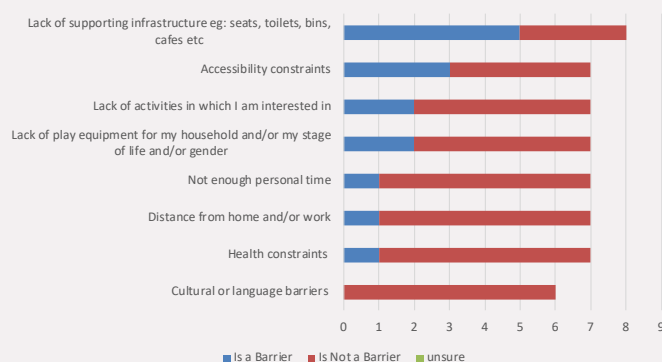
35 - 49 years of age



50 - 59 years of age



60 - 69 years of age

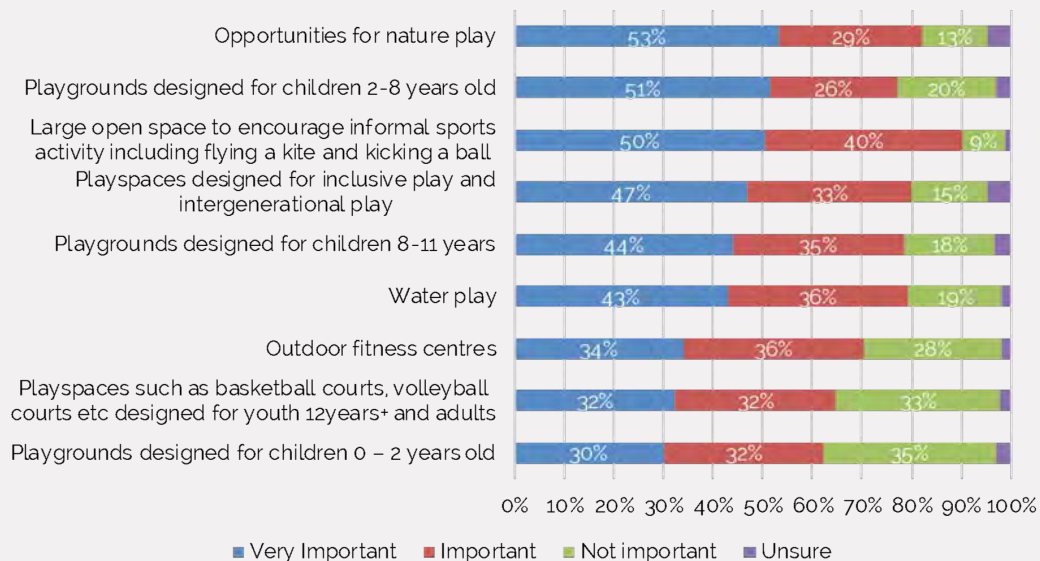


70 - 84 years of age

How important to you are the following outdoor play activities?

Respondents: 179

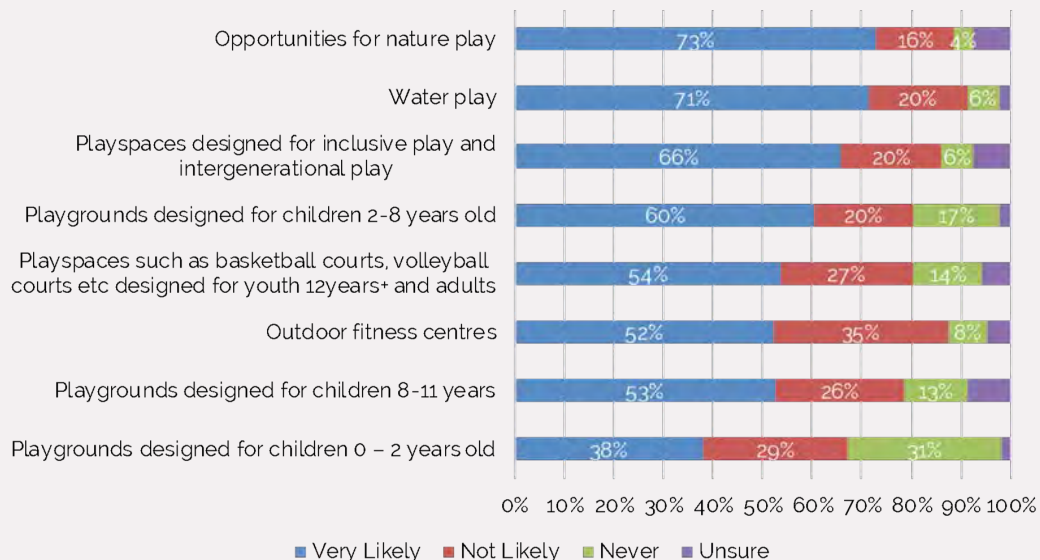
Survey Question: 7



How likely is a member of your household to use:

Respondents: 179

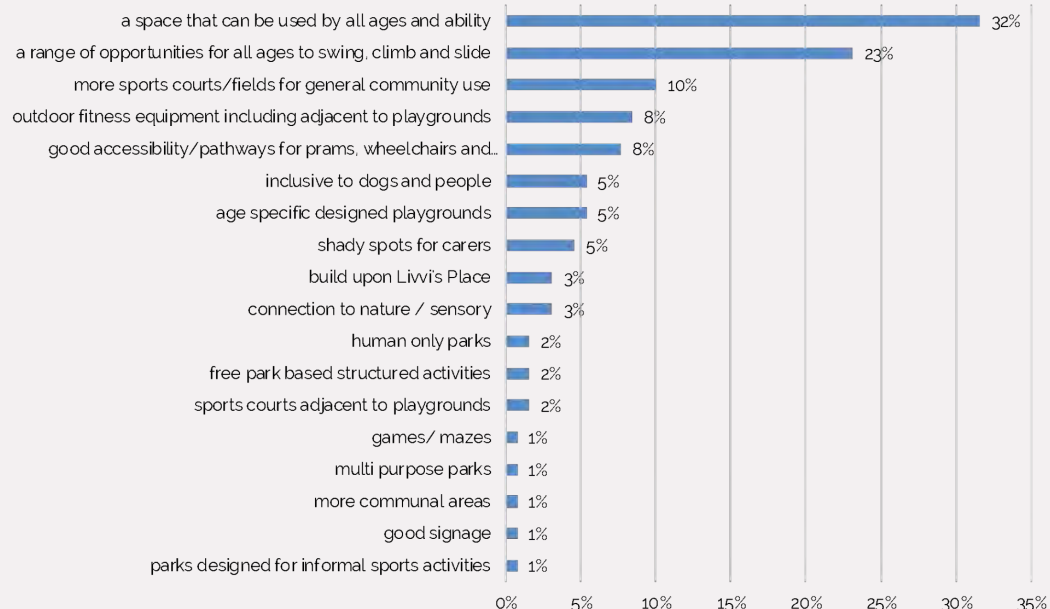
Survey Question: 8



What does inclusive play mean to you? How can Council better design outdoor play spaces to be inclusive?

Respondents: 150

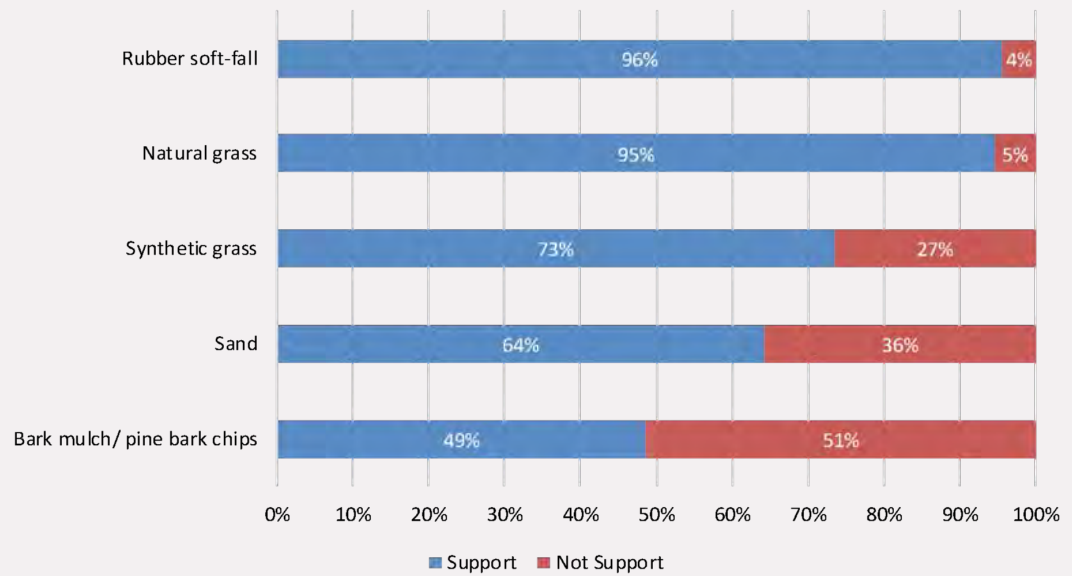
Survey Question: 9



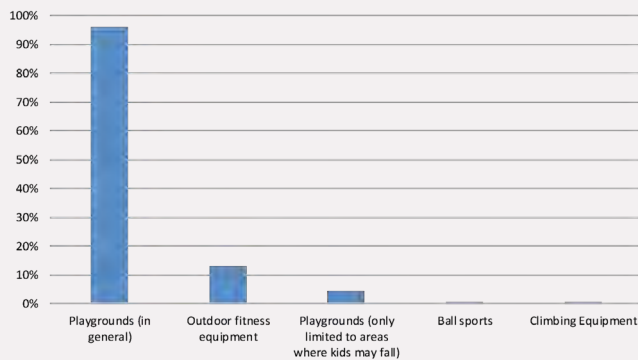
Outdoor soft-fall surfaces:
Please indicate in which situations you support the following soft-fall surfaces for playgrounds and outdoor fitness equipment.

Respondents: 135

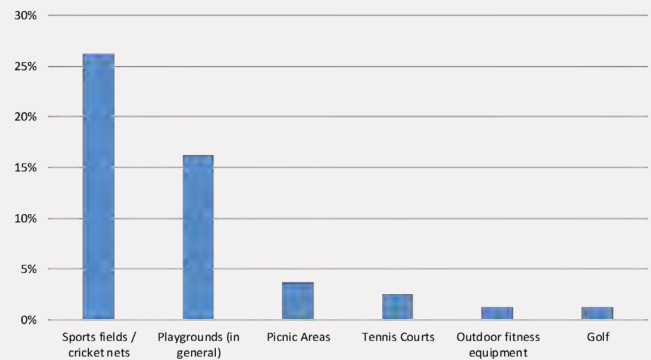
Survey Question:
10



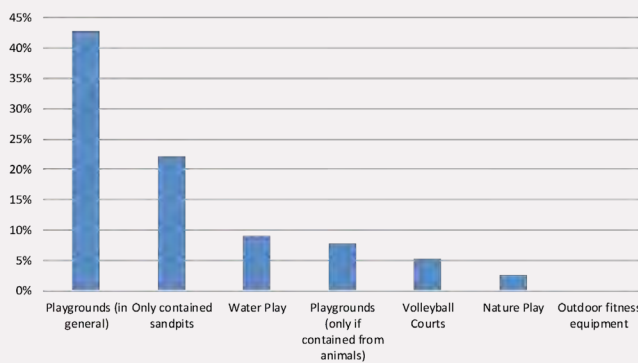
The above graph includes community members who stated support for types of ground surface including other situations besides playgrounds and outdoor fitness equipment. In relation to 'sand', respondents who stated sand 'should only be located at beaches' are included as not supporting this surface type.



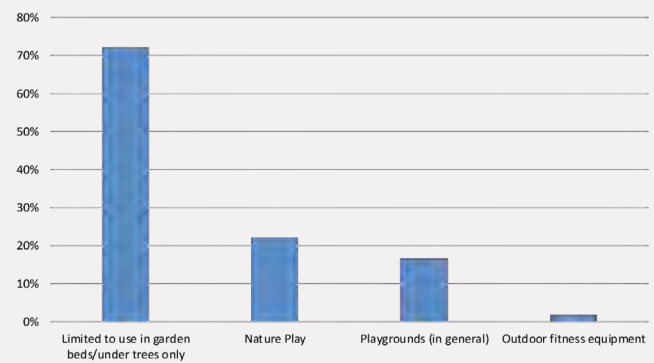
Rubber soft-fall preferred situations



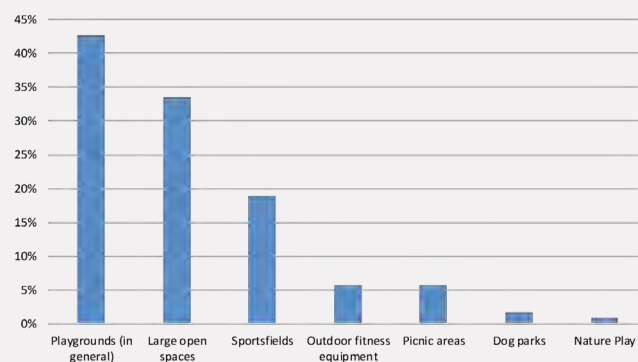
Synthetic grass preferred situations



Sand preferred situations



Bark mulch preferred situations



Natural grass preferred situations

When thinking about equipment and experiences, please provide your ideas on static (no moving parts) and dynamic (requiring a person to activate) for people of any age and ability.

Respondents: 110

Survey Question: 11

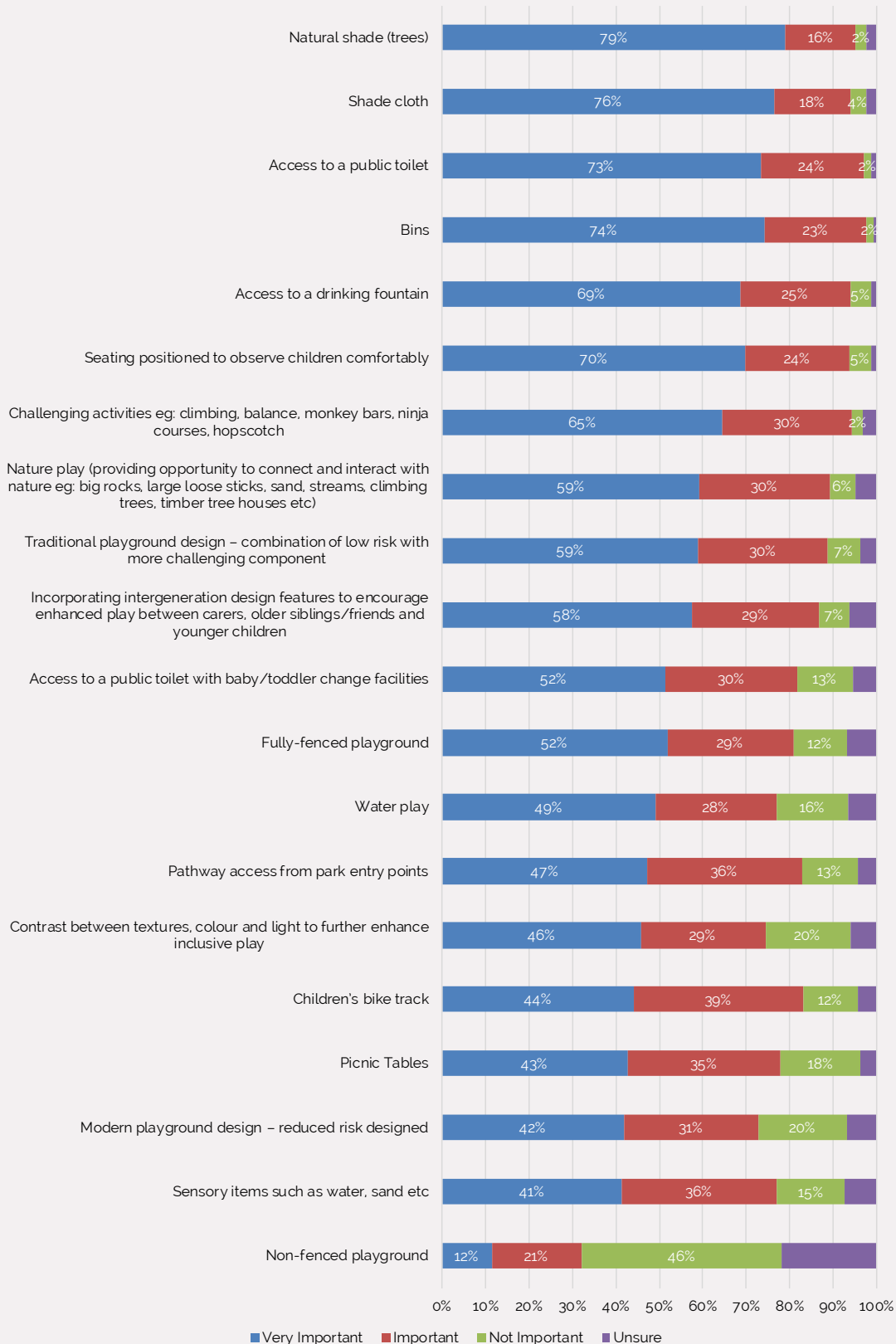
The table set out below summarises static and dynamic equipment ideas suggested by survey respondents.

		Dynamic	Static
Outdoor Fitness Equipment	'muscle beach' style static workout areas are good (pull up bars, sit up benches) / using your body weight		12
	fitness equipment for all ages and abilities	5	6
	ninja warrior course		4
	climbing wall		3
	horizontal bars at different height to support all ages and abilities		3
	gymnastic bars at different height to support all ages and abilities		1
	brick walls to kick balls against		1
	dynamic equipment only	1	
	the dynamic machines for seniors	1	
	cross trainers	1	
Playgrounds	climbing frames / nets		17
	swings	17	
	a mix of dynamic and static	15	15
	flying foxes / zip line	13	
	slides		10
	monkey bars		8
	carousel	7	
	water play	7	
	all abilities and ages swings	5	
	imaginative play structures		5
	trampolines		3
	dynamic equipment may require more maintenance / breaks down	3	
	water pumps	3	
	maintain interest of children	2	
	nature play / building	2	
	oversize games eg: chess, puzzles	2	
	see-saws	2	
	balancing equipment		2
	obstacle courses for kids		2
	slides for adults		2
	static equipment only		2
	sand pits		1
	sand should not be in play areas		1
	static for younger kids		1
	trees for climbing		1
	tunnels		1
	wobbly bridges		1
	aid people with disabilities to build strength	1	
	all equipment should be dynamic	1	
	dynamic for older kids	1	

When thinking about playgrounds designed for children aged under 11 years old, how important is:

Respondents: 168

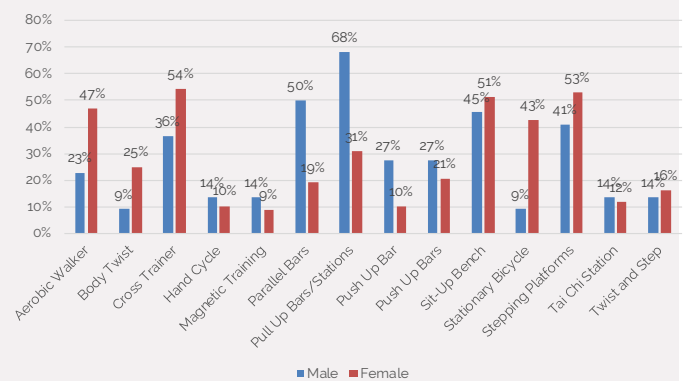
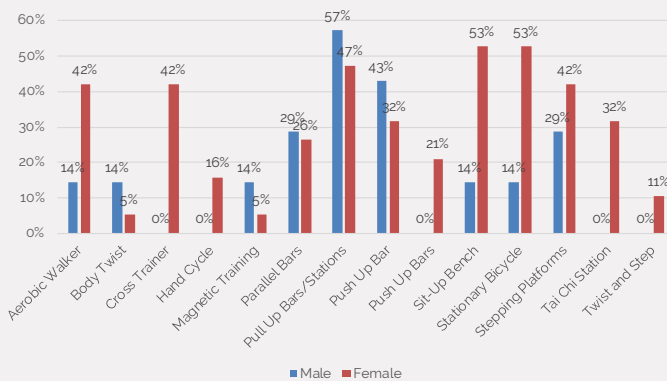
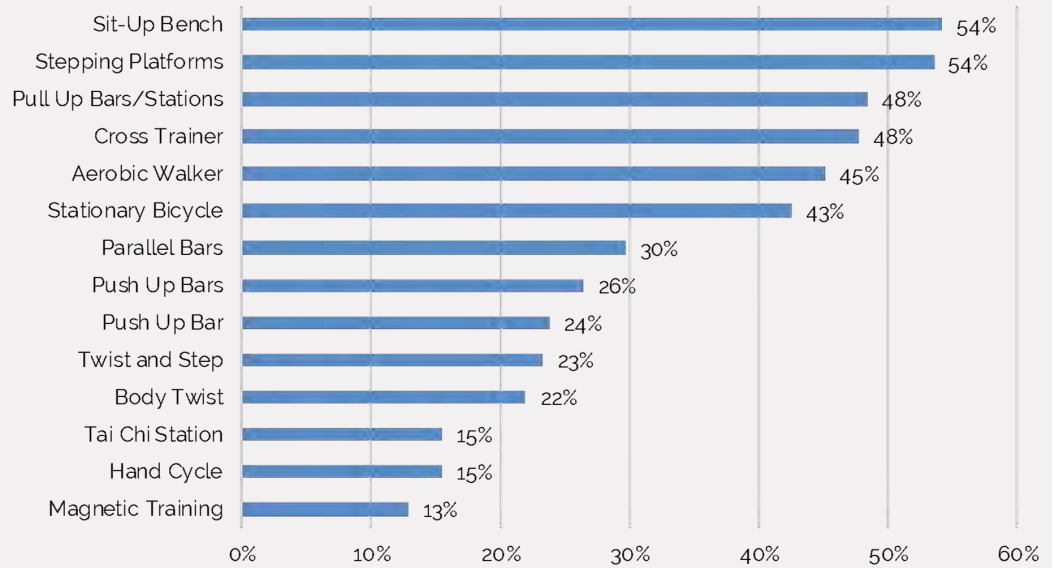
Survey Question: 12



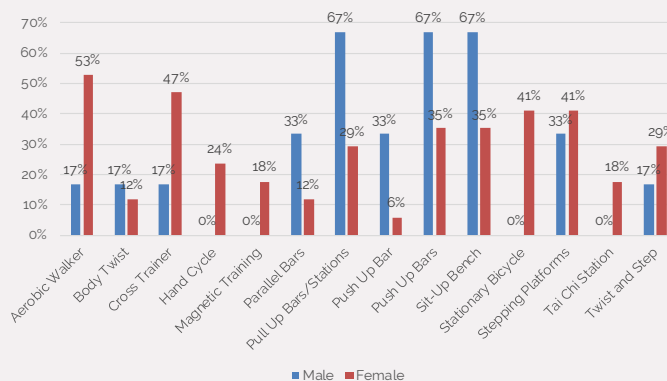
Please select the top five outdoor fitness equipment items you would utilise in a park.

Respondents: 119

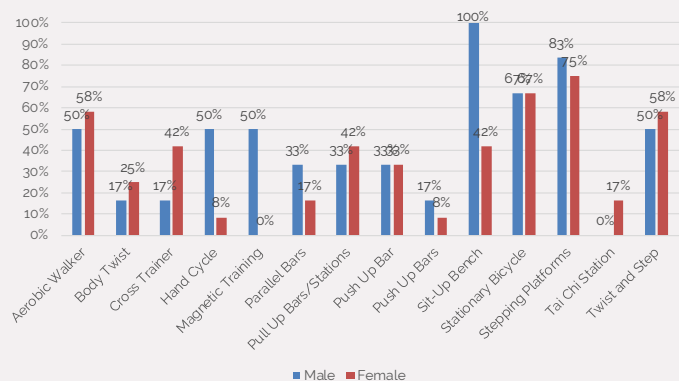
Survey Questions: 13, 18 and 19



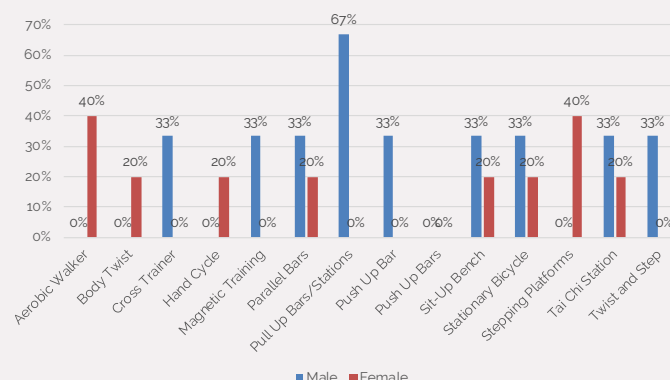
25-34 years of age



35-49 years of age



50 - 59 years of age



60 - 69 years of age

70 - 84 years of age

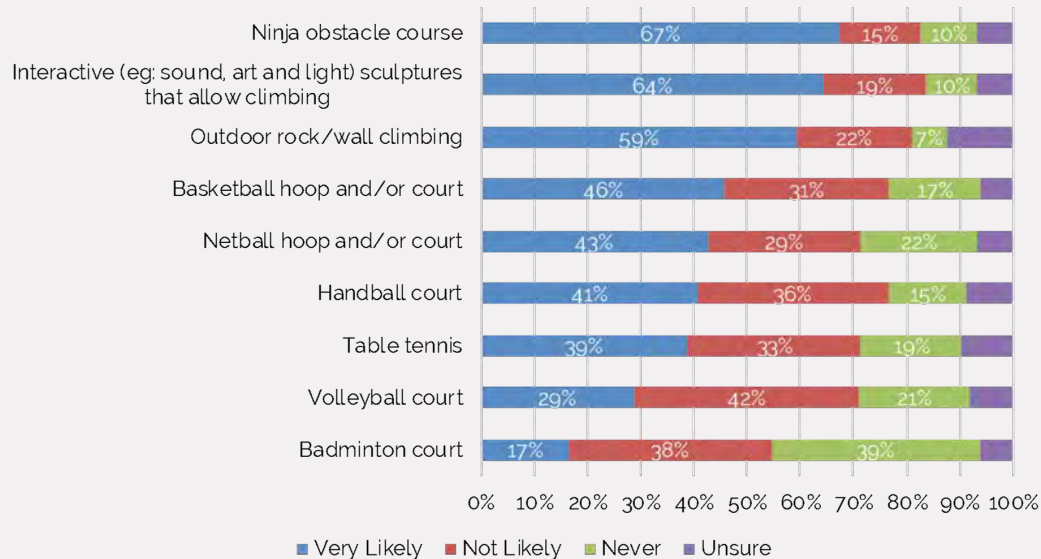
How likely would a household member and/or you visit a park to use:

Respondents: 171

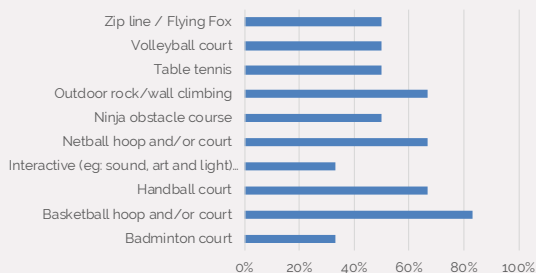
Survey Question: 14

Respondents: 170

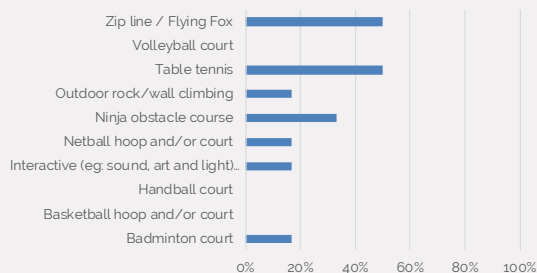
Survey Questions: 14 and 22



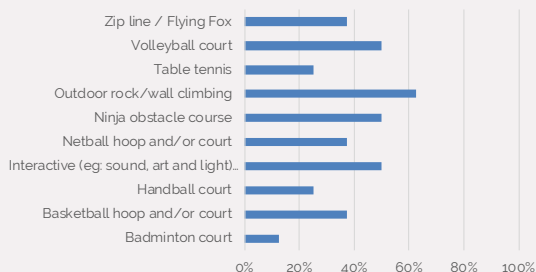
I live with my parents / guardian



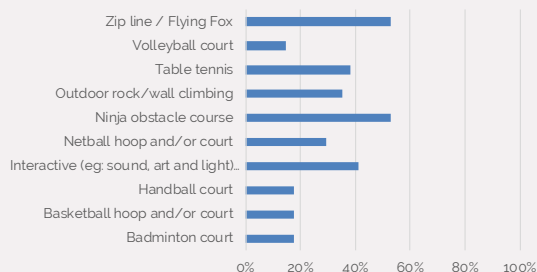
I live in a share house



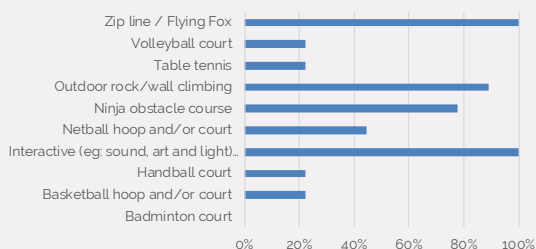
I live on my own



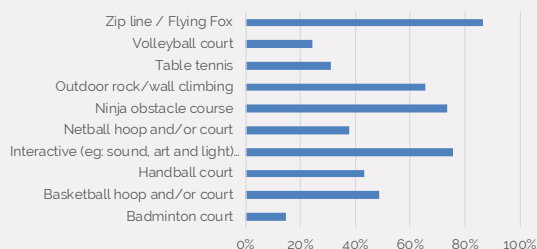
I live with my partner



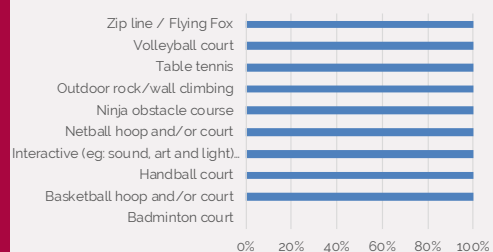
I live alone with young (less than 13 years of age) children



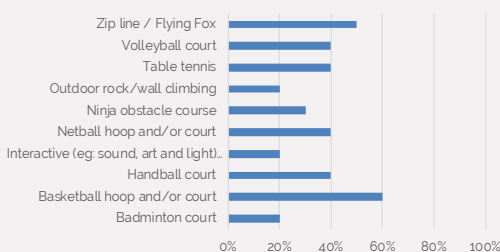
I live with my partner and young (less than 13 years of age) children



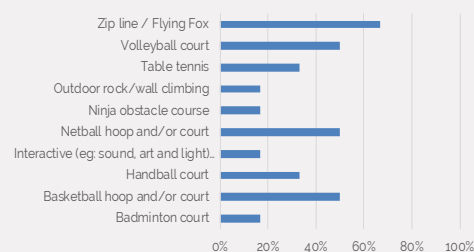
I live alone with dependent (13 - 18 years of age) children



I live with my partner and dependent (13 - 18 years of age) children



I live with/without a partner with independent young adults



What other ideas do you have to create outdoor play spaces which appeal to people of all ages?

Respondents: 116

Survey Question: 15

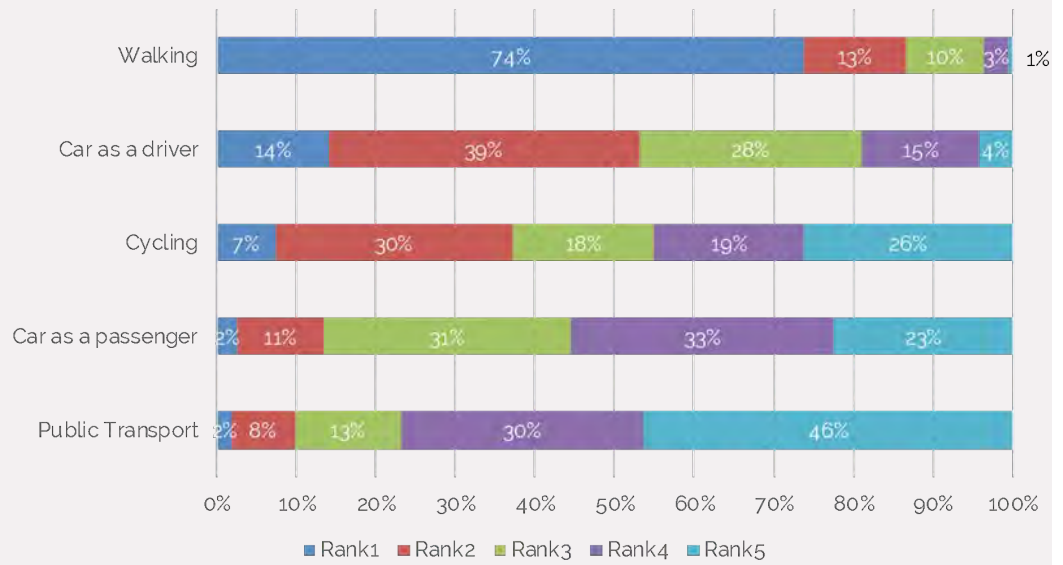
Idea	Count
Water park	7
Basketball Courts/ Hoops including varying heights for all ages and abilities and/or cover	6
Cycling paths	6
Outdoor fitness equipment, including covered ones, on the foreshore and/or adjacent to children's playgrounds	6
Soccer / Futsal courts including synthetic and/or keeping posts on field year round	5
Walking tracks including bush walking/seating/water stations	5
Close to food outlets/ foreshore/popular attractions	4
Maintain large open spaces for informal sports activities	4
Seats including with shade	4
Toilets	4
Council needs to invest more in facilities for seniors eg: bowling, croquet clubs	3
Hedge Maze	3
More picnic facilities / tables	3
Natural shade	3
Off-leash dog areas (general) with adequate infrastructure and/or need a playground	3
Rustic / nature play	3
Adequate lighting (Bay Run, streets and/or parks)	2
Cricket practice nets	2
Fenced playgrounds	2
Good car parking included free	2
Keep it simple and well maintained	2
Kids learn to cycle cycling courses	2
Ninja course	2
No sand in playgrounds	2
Open Drummoynng Bowling Greens as open space	2
Play equipment for all ages	2
BBQs	1
Better signage	1
Better signage in relation to management of dogs in parks and near pathways	1
Bike and/or scooter parking	1
Bridges	1

Idea	Count
Celebrate heritage	1
Circuit training	1
Climbing trees	1
Climbing walls	1
Community vegetable gardens	1
Council has not delivered what was stated in the Let's All Play Strategy for Cabarita Park	1
Drinking fountains / water refill stations	1
Fairy gardens with painted rock swaps	1
Fenced off-leash dog areas	1
Flora signage with bush food identified	1
Indoor swimming centre	1
Less bike tracks	1
Lily ponds	1
Lockers	1
Lots of shade	1
More facilities for teenagers	1
More free to low cost park based organised social/recreation activities	1
More ocean baths	1
Mountain bike riding tracks	1
Multi-purpose courts which enable the community to reconfigure hoops	1
Netball courts	1
Outdoor areas with shelter/ shades	1
Outdoor flying trapeze school	1
Oversize games eg: chess, jenga, puzzles	1
Playgrounds - enough equipment	1
Regular Council maintenance for equipment breakages, graffiti, rubbish etc	1
Rubber soft-fall in all playgrounds	1
Sensory gardens	1
Shade cloth	1
Table tennis	1
Tennis courts	1
Themed spaces connected to local character and/or demographics	1
Traffic calming devices adjacent to parks	1
Trampolines	1

Please rank in order the modes of transport you would use to access a park.

Respondents: 164

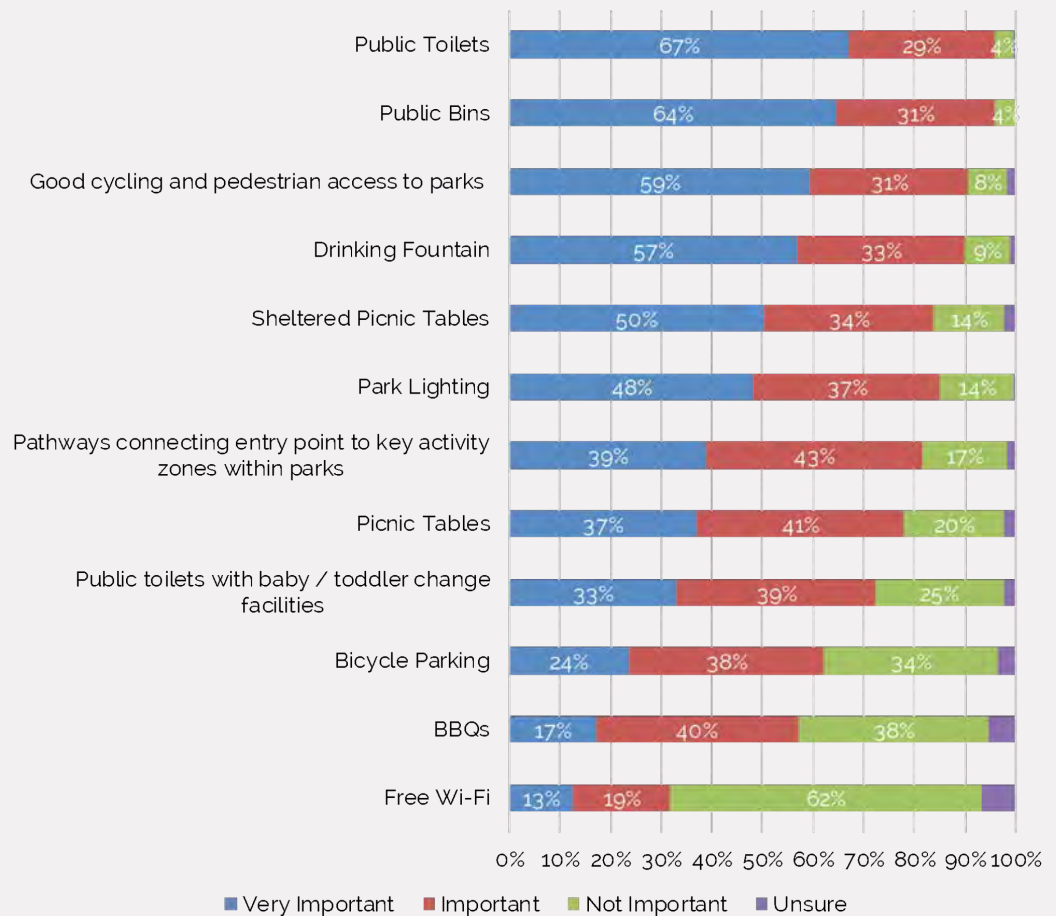
Survey Question: 16



How important are the following associated infrastructure in encouraging a household member and/or you to visit/play at a local park?

Respondents: 173

Survey Question: 17



Ideas Wall

Wild Nature Playground

Designed for children and young at heart a natural "wild" adventure playground with natural materials such as sand dirt water boulders with wooden and/or rope structures to climb. Use recycled materials such as old truck tyres. Inspired by Ian Potter Children's Garden at Centennial Park or St Kilda Adventure Playground. Redesign could occur at Montague Park for example.

- K.J, female, Drummoyne

17 

0 

A well designed basketball court with cover

There will be a first in Sydney to see a open basketball court with cover (shade) so people of all ages can not only play at night but during the extreme weather in Australia (either very hot sunny day or heavy raining day).

- J.W, male, Cabarita

10 

0 

Hopscotch

- CCBC

7 

0 

Provide Outdoor Area for Children of Adults visiting FDLC

Charles Heath Reserve which is beside Five Dock Leisure Centre is an underutilised open space. This area could be developed to encourage people to be more active. Example: open area playground similar to Strathfield Park. Adults may be more likely to visit FDLC if a supervised outdoor area was situated next door.

- I.C, male, suburb not stated

5 

0 

Open the old Drummoyne Bowling club as a public access grass area.

The old Drummoyne Bowling club is on Victoria Rd near the SW end of Gladesville bridge. This could easily be cleaned up and opened as a public access grass field. Hopefully the owners (if not CCB) will be happy to open this area to the public if maintenance is provided by the council.

- A.Q. male, Drummoyne

3 

0 

Full size basketball court around At Drummoyne Park

I think it would be a great idea to have a full sized basketball court at Drummoyne Oval. There is plenty of room for one or two and the current court is way too small and not very good for use.

- D.M, male, Drummoyne

13 

0 

Wangal Park Access and Playground

Open up the foreshore walk from Northcote Str to Wangal Park which would then link up to Breakfast Point Cabarita and beyond. Also Kids play area/ equipment at Wangal Park it has been promised for many years but as yet still nothing.

- E.B, male, suburb not stated

7 

0 

Adequate street and park lighting

There are already many public parks and play areas in this area - however as soon as the sun goes down everyone disappears because it's not safe. While this isn't a big deal in summer time during the cooler months its terrible because the sun goes down so early! It's also incredibly scary walking home on dark streets and past big unlit parks.

- P.A, female, Russell Lea

6 

0 

Build two traditional croquet lawns and two Gateball lawns in CCB complete with appropriate unlicensed club house/croquet shed.

The largest growth will be in the over 65 years old age group (54 per cent growth representing 18 per cent of the community). I recently convened a meeting of interested people in Breakfast Point for the Probus Club there and 21 people enthusiastically joined an interest group to play on a monthly basis at Strathfield Croquet Club (which has been around for 114 years!). This is just the beginning. The game, particularly the variant called Gateball is growing at a rapid rate especially through Asia. Croquet would resonate with many of our new residents of Asian Background. High schools are also setting up groups as are some tertiary institutions. Any new lawns would attract members and Croquet NSW would welcome a new club into its structure. The sport of Gateball claims to have millions of followers in Japan Korea China and Indonesia in particular.

- B.P, male, Cabarita

5 

4 

Social Media Comments

'Likes' totals account for the individual who posted the comment.

Water Park

- posted by F.T, M.H,
S.R, A.B, M.C, L.B, L.D,
S.G, K.K

16 

Basketball Court at Howse Park

- posted by T.N, K.K

3 

Toilets at Halliday Park

- posted by S.K, S.P

3 

Exercise equipment at Halliday Park

- posted by S.K

2 

Exercise equipment at Yaralla

- posted by L.D

2 

Fix the roads

- posted by P.B

2 

Keeping dogs on leads

- posted by G.H

2 

Opening public toilets

- posted by G.H

2 

Skate Park at Henley Park

- posted by T.H

2 

Free Tennis courts

- posted by G.C

2 

A pedestrian crossing on Barnstaple Rd close to one of the roads near Russell Lea Public School.

- posted by M.C

1 

Improvements to Henley Park and remove pine bark

- posted by J.J

1 

More outdoor pools

- posted by A.B

1 

Outdoor exercise equipment along the foreshore

- posted by E.M

1 

Outdoor table tennis at Henry Lawson Park or Quarantine Reserve

- posted by R.G

1 

Playground at Wangal Reserve

- posted by E.M

1 

Playgrounds that are accessible and remove sand at Cabarita Park

- posted by N.S

1 

Skate Ramp

- posted by K.K

1 

Upgrade to Coralie Reserve

- posted by S.G

1 

Upgrade to Warbrick Park

- posted by P.A

1 

Adult Participant Analysis

Demographic information was only collected on survey respondents and individuals who posted ideas on the online ideas wall.

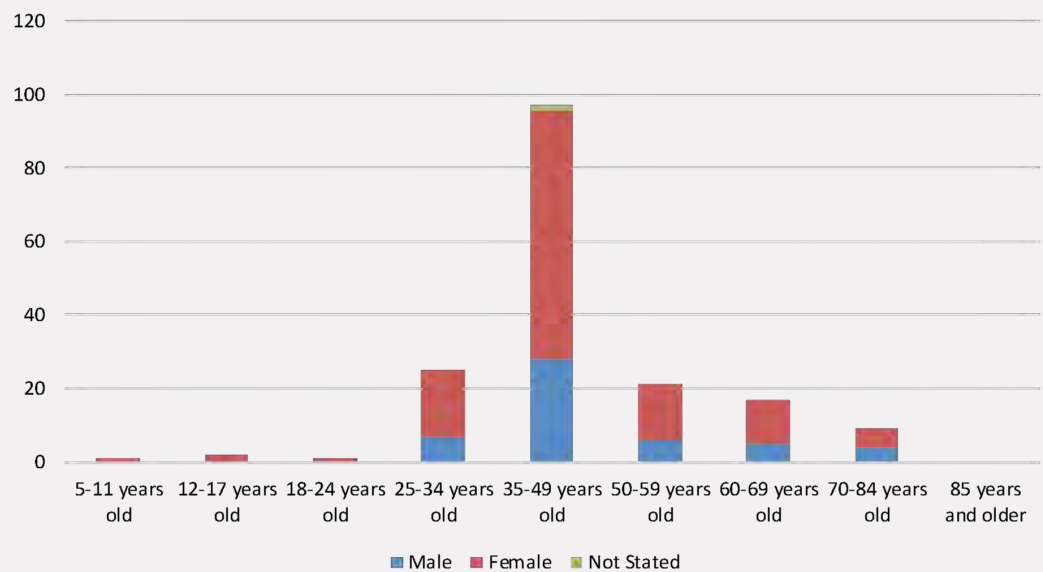
Overall Age/ Gender

Total Count: 173

71% female
29% male

Median Age
bracket: 35-49
years old

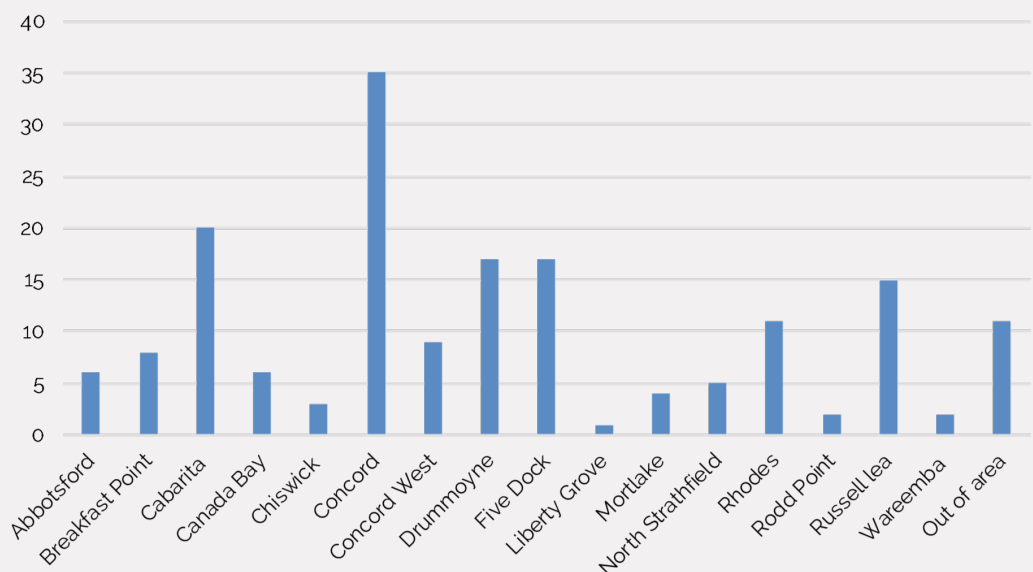
Survey
Questions: 18 and
19



Suburb of Residence

Total Count: 176

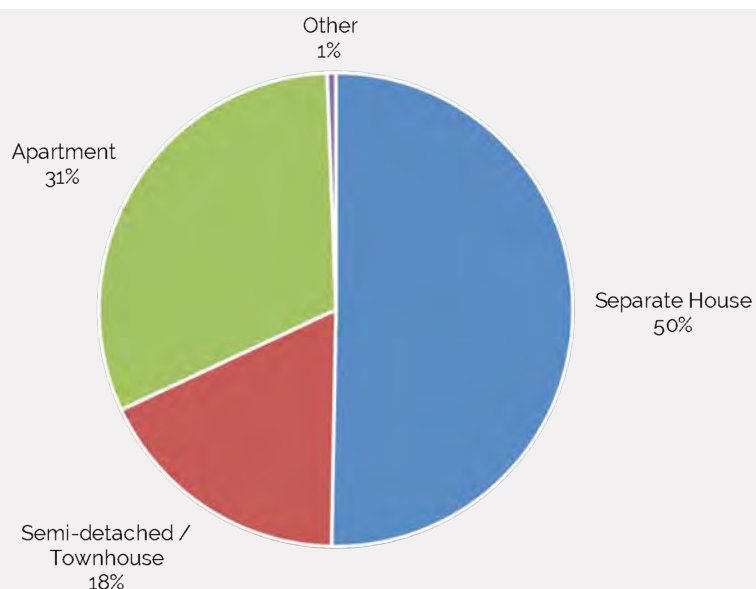
Survey Question:
120



Dwelling Structure (survey only)

Total Count:
169

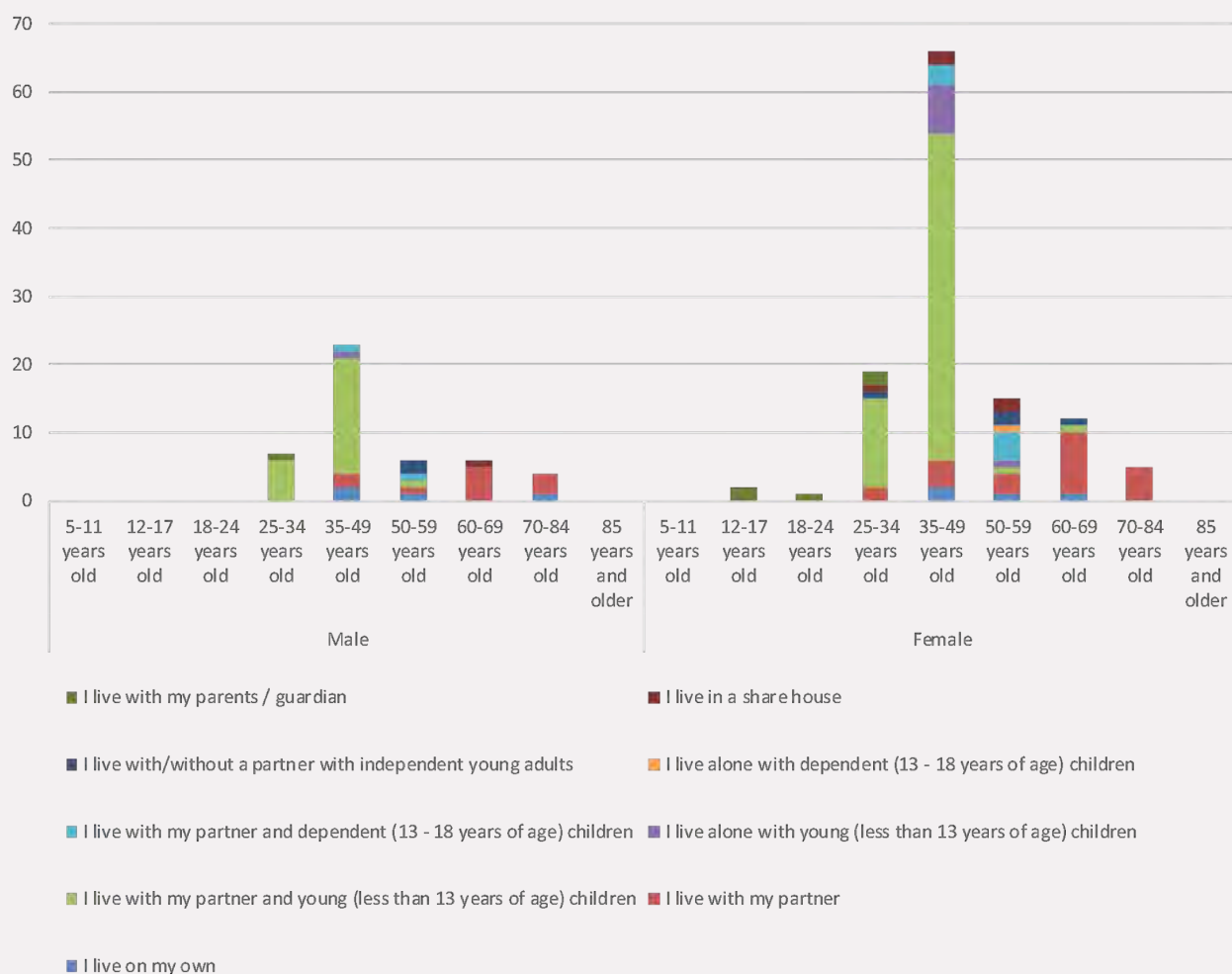
Survey Question:
21



Overall Age/Gender plotted against household composition

Total Count: 166

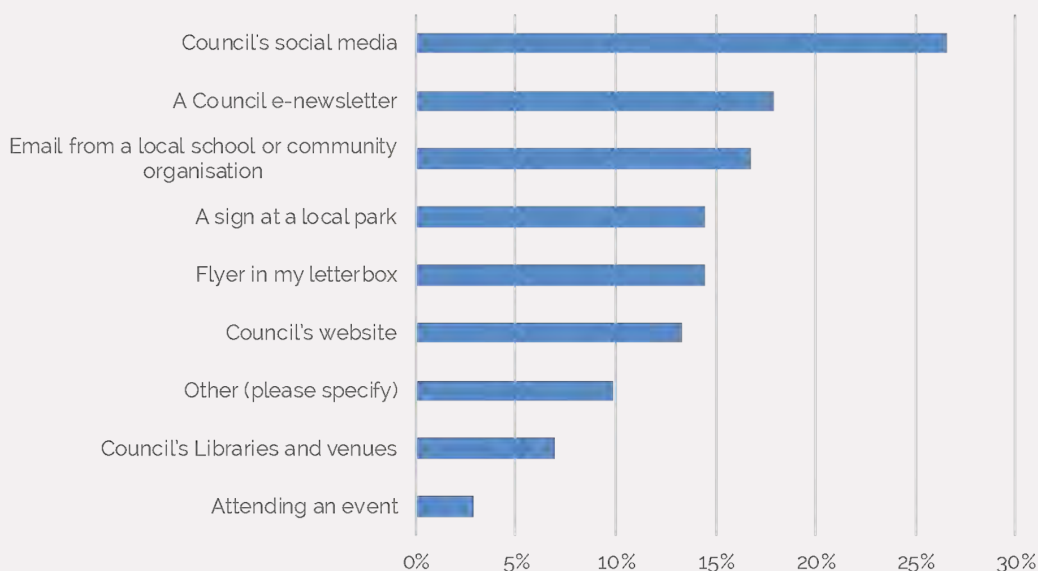
Survey Questions: 18,19 and 22



How did you hear about the consultation?

Total Count: 173

Survey Question: 24



YOUTH (8 TO 18 YEARS OLD) COMMUNITY ENGAGEMENT SUMMARY

A dedicated online engagement page was created to engage in youth aged from 8 to 18 years of age.

Online opportunities for youth to contribute their ideas, aspirations and how they currently use parks included:

- a short survey
- an opportunity to post and vote on ideas on the ideas wall. This was incentivised with the people who generated the most popular ideas winning a \$50 Ultimate Teen Gift Card.

The winners of the competition were:

- B.C, Rhodes = 2 Gift Cards
- C.C, Rhodes = 2 Gift Cards
- E.D, Croydon Park = 1 Gift Card
- I.C, Rhodes = 1 Gift Card
- J.D, Croydon Park = 1 Gift Card
- O.V, Russell Lea = 2 Gift Cards
- P.C, Rhodes = 1 Gift Card

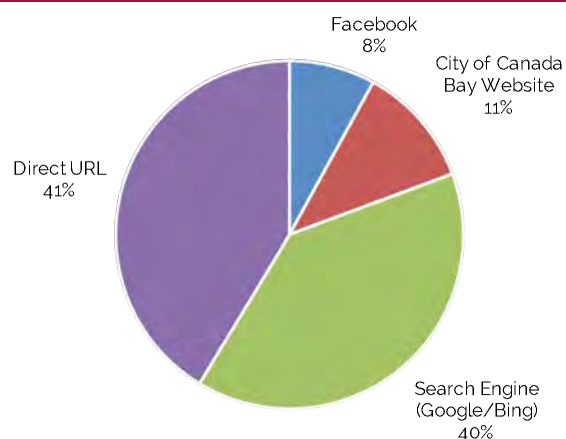


Figure 2: Traffic sources to online engagement page

Thank you to everyone who participated and Rivendell School for sharing this consultation with their students.

YOUTH ENGAGEMENT SNAPSHOT



28

DAY ENGAGEMENT
PERIOD



649

ONLINE ENGAGEMENT
PAGE VIEWS



150

UNIQUE VISITORS



1,105

PEOPLE REACHED ON
FACEBOOK



122

STAKEHOLDERS AND
COMMUNITY MEMBERS
PARTICIPATED



13

SURVEYS COMPLETED



10

SUGGESTIONS POSTED
ON THE IDEAS WALL



220

IDEAS WALL VOTES



13

EMAIL SUBMISSIONS



8

REACTIONS, COMMENTS
AND SHARES ON
FACEBOOK



53

SKETCHBOOK
DOCUMENTATION
DOWNLOADED

Youth Community Engagement Findings



Of the 117 community members who participated in the Youth consultation, 34 provided qualitative feedback. This feedback including the support of ideas posted online by young people is summarised under core themes set out below:

Visitation

The principle reasons survey respondents visited parks and recreation spaces were:

- spending time with family and friends - 85% of survey respondents
- being active - 77% of survey respondents
- having 'time out' - 69% of survey respondents
- sport - 54% of survey respondents

Survey respondents visited parks:

- a few times a week - 46% of survey respondents
- once a week - 23% of survey respondents
- rarely - 31% of survey respondents

83% of survey respondents who visit parks a few times a week reside in an apartment or semi-detached / townhouse

Inclusive Play

Survey respondents provided comments on what inclusive play means to them and how could Council design outdoor play spaces to be inclusive:

- 40% stated that parks should be designed to support a variety of uses
- 20% stated that play spaces should be designed to be all abilities and/or ages

Nature Play

- Survey - opportunities for nature play: 54% of youth stated they were very likely to use parks with nature play; 15% stated they were likely to use; 23% stated they were unlikely to use; and 8% stated they would never use
- Ideas wall - hedge maze was posted as an idea and attracted 19 individual votes

Outdoor Fitness Equipment

- 46% of survey respondents stated they were very likely to use outdoor fitness centres, however, 31% stated they were not likely to use outdoor fitness centres
- 43% of male survey respondents stated they were unlikely to use outdoor fitness centres

Water Play

- 85% of survey respondents stated they were very likely to use parks in which water play was included
- *Ninja Obstacle Course with giant slides and water activities* was an idea posted on the ideas wall. The fourteen year old female who posted the idea stated it would provide fitness competitiveness, engaging activities and being in the outdoors rather than being in a gym. The idea was supported by 13 individuals.

Associated Park Infrastructure

Through the survey, overall the most important (important to very important) infrastructure to support visitation and use of parks was:

- Public Bins - 100% of respondents
- Sheltered Picnic Tables - 92% of respondents
- Picnic Tables - 92% respondents
- Public Toilets - 85% of respondents
- Park Lighting - 85% of respondents
- Good cycling and pedestrian access to parks - 85% of respondents

The least important infrastructure to youth was:

- BBQs - only 46% consider this important
- Free Wi-Fi - only 62% considered this important

For respondents aged 8 to 11 years old, the most and least important infrastructure to support visitation and use of parks was:

- Public Bins and Good cycling and pedestrian access to parks: 100% considered these elements as important
- Free Wi-Fi: 100% considered this as not important

For respondents aged 12 to 15 years old, the most and least important infrastructure to support visitation and use of parks was:

- Sheltered Picnic Tables, Picnic Tables and Public Bins: 100% considered these elements as important
- Free Wi-Fi: 33% considered this as not important, however 50% stated this was important

For respondents aged 16 to 18 years old, the most and least important infrastructure to support visitation and use of parks was:

- Drinking Fountain, Public Bins, Public Toilets and Good cycling and pedestrian access to parks: 100% considered these elements as very important
- BBQs: 25% stated BBQs were not important, however 75% stated they were important to very important

In regards to barriers in visiting parks:

- 85% stated they would visit parks in the early evening if there was good lighting
- 85% stated that transport was not a barrier to visiting parks they are interested in
- 77% stated they do not only visit parks in which they can walk and/or ride bike/skateboard
- 62% stated existing equipment was not a barrier
- 62% stated they understood what they are allowed to and not allowed to do in parks
- 54% stated they did not wish to visit a park without toilets

Ideas Wall

The 2nd most popular idea posted on the ideas wall, with 29 votes, was relaxation stations with hammocks, bean bags and speakers for anyone who wants to socialise or simply relax.

Facilities for Different Age Ranges

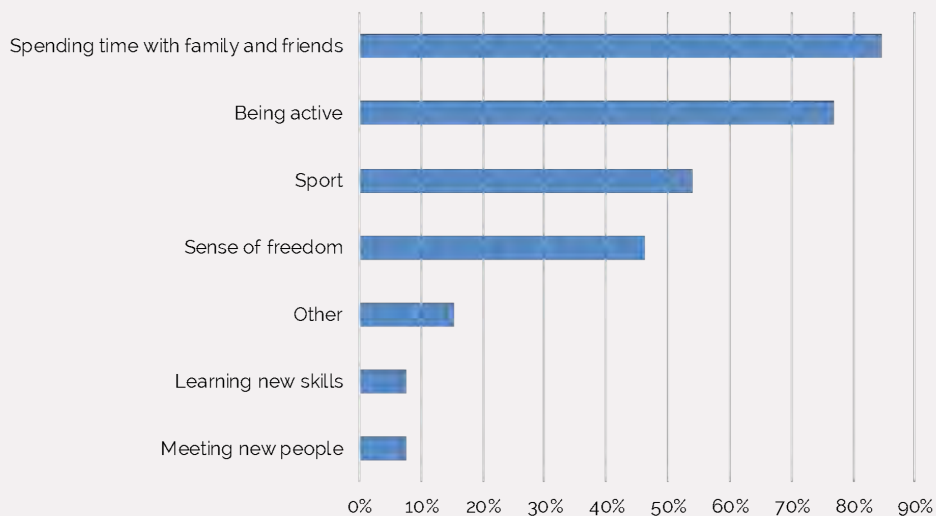
Badminton court	Survey Responses	31% Very Likely 8% Unsure 41% Not Likely 15% Never	No additional feedback on badminton courts was provided
Basketball hoop and/or court	Survey Responses	77% Very Likely 0% Unsure 23% Not Likely 0% Never	Ideas Wall: Basketball courts, posted by a 14 year old male, was the most popular suggestion on the ideas wall with 34 individual votes. Emails: 1 email was received requesting basketball courts in Drummoyne.
Handball court	Survey Responses	77% Very Likely 8% Unsure 15% Not Likely 0% Never	Ideas Wall: Handball courts, posted by a young female received 27 individual votes
Interactive (eg: sound, art and light) sculptures that allow climbing	Survey Responses	69% Very Likely 0% Unsure 23% Not Likely 8% Never	No additional feedback on badminton courts was provided
Netball hoop and/or court	Survey Responses	46% Very Likely 0% Unsure 38% Not Likely 15% Never	Emails: 11 emails were received requesting additional netball courts in Drummoyne and/or Five Dock
Ninja obstacle course	Survey Responses	85% Very Likely 0% Unsure 7.5% Not Likely 7.5% Never	Ideas Wall: Mini Ninja Course, posted by a 17 year old female received 28 votes. Ninja Obstacle Course with giant slides and water activities, posted by a 14 year old female received 13 votes.
Outdoor rock/wall climbing	Survey Responses	77% Very Likely 0% Unsure 23% Not Likely 0% Never	
Table tennis	Survey Responses	77% Very Likely 8% Unsure 15% Not Likely 0% Never	
Volleyball court	Survey Responses	38% Very Likely 8% Unsure 38% Not Likely 15% Never	Ideas Wall: Outdoor volleyball nets, posted by a young female received 26 votes.
Zipline / flying fox	Survey Responses	85% Very Likely 0% Unsure 15% Not Likely 0% Never	
Skate Park	Survey Responses	31% Very Likely 0% Unsure 62% Not Likely 8% Never	Ideas Wall: Skate Park, posted by a young female received 8 votes.
Tennis Courts			Email: three emails were received requesting tennis courts in Drummoyne for access by children
Balloon Trampoline			Ideas Wall: Balloon trampoline posted by an 18 year old female received 26 votes.
Hedge Maze			Ideas Wall: Hedge maze posted by a 17 year old female received 19 votes.
Giant Slides			Ideas Wall: Giant slides, posted by a 14 year old female received 10 votes.

Youth Survey Responses

Why do you visit local parks and recreation spaces?

Respondents: 13

Survey Question: 1

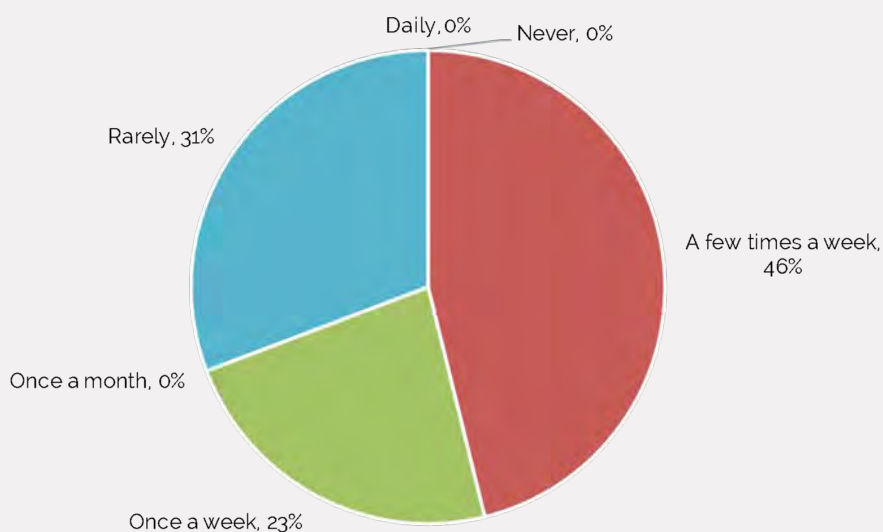


- 71% of respondents who visit parks for sport are male.
- the mean age of respondents who visit parks for sport is 13 years of age
- both genders equally visit parks for a sense of freedom
- the mean age of participants who visit parks for a sense of freedom is 15 years

How often do you visit parks?

Respondents: 13

Survey Question: 2



- 83% of participants who visit a park a few times a week reside in an apartment or semi-detached/townhouse (representing 71% of participants who reside in an apartment or semi-detached/townhouse)
- of respondents who rarely visit a park, 75% are 14 years of age

What is your favourite park in the City of Canada Bay and why?

Respondents: 13

Survey Question: 3

Neild Park

Location, space, café, room for soccer - two x 9 year olds and one x 14 year old

5 Senses Garden

No comment - one x 16 year old

Armoury Park (out of area)

Very beautiful - one x 19 year old

Cabarita Park

Big and not busy - one x 14 year old

Camperdown Park (out of area)

Play basketball with my Dad - one x 8 year old

Livvi's Place

Variety of play equipment - one x 14 year old

Maple Reserve

Lots of space and freedom - one x 16 year old

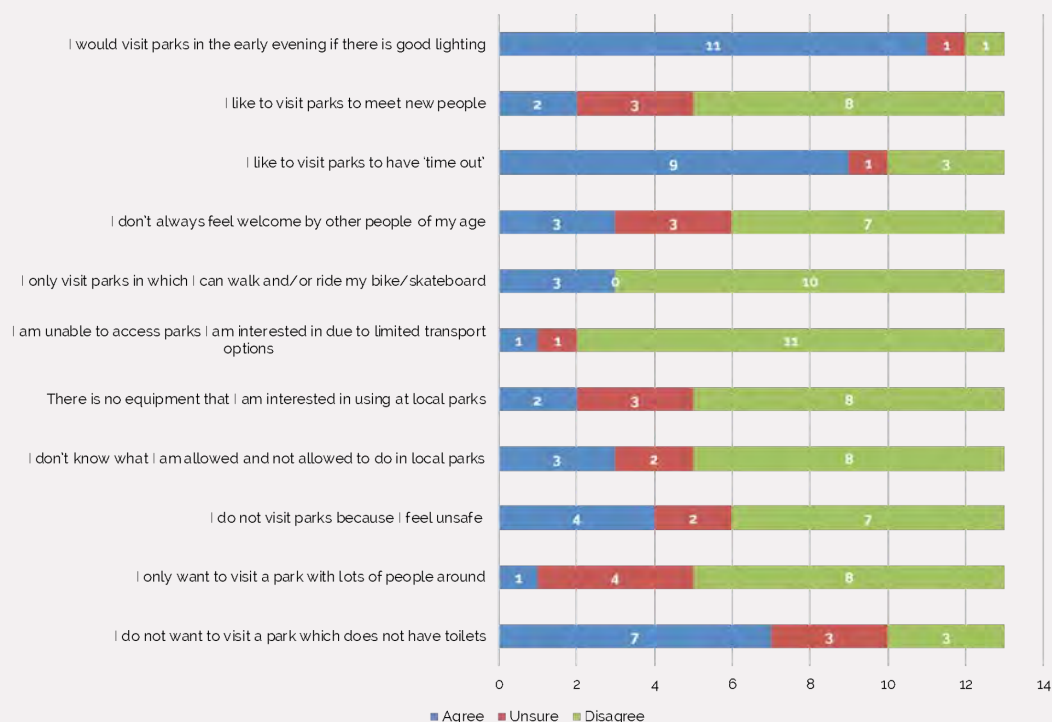
Rhodes Foreshore Park

No comment - one x 13 year old

Do you agree or disagree with the following statements?

Respondents: 13

Survey Question: 4

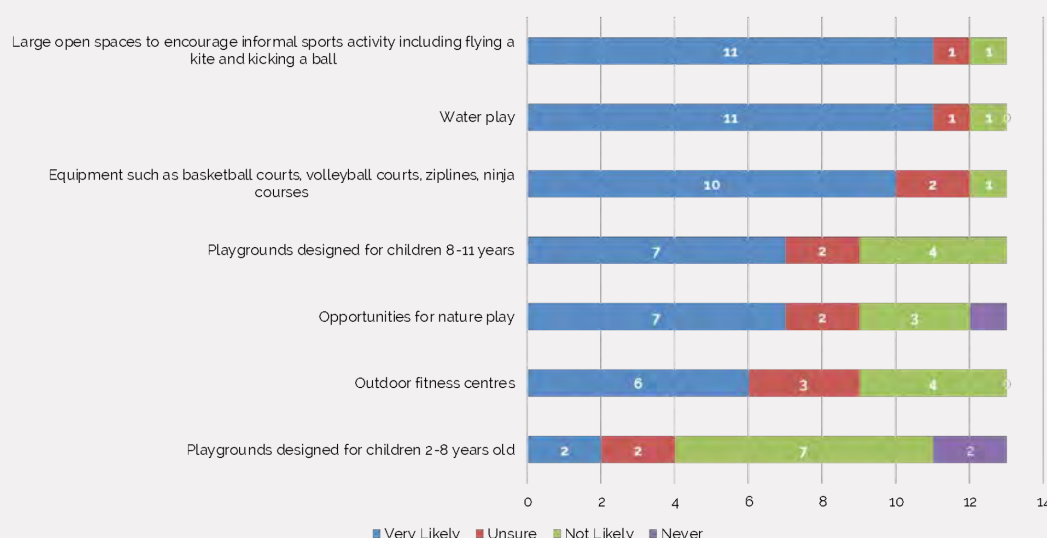


- I do not want to visit a park which does not have toilets: 80% of male participants agreed with this statement; 60% of female participants agreed with this statement
- I only want to visit a park with lots of people around: 43% of male participants disagreed with this statement; 100% of female participants disagreed with this statement
- I don't know what I am allowed and not allowed to do in local parks: three respondents aged 9, 14 and 16 years old
- There is no equipment that I am interested in using at local parks: two respondents aged 14 years old
- I don't always feel welcome by other people of my age: one male respondent aged 8 years old; two female respondents aged 14 years old

How likely are you to use parks with:

Respondents: 13

Survey Question: 5



- Equipment such as basketball courts, volleyball courts, ziplines, ninja courses; opportunities for nature play; water play; large open spaces to encourage informal sports activity including flying a kite and kicking a ball : 75% of 16-18 year olds stated very likely
- Playgrounds designed for children 8-11 years: mean age of respondents is 12 years old

What does inclusive play mean to you? How can Council better design outdoor play spaces to be inclusive?

Respondents: 10

Survey Question: 6

- Slides for older kids
- Foxy swings/Ziplines
- Definitely more shaded spaces
- More picnic areas with tables
- More seating
- Swings for older kids
- Obstacle courses similar to the ones that float on water
- Water activities/play

A place where disabled and senior people can have fun too

Equipment that any ages can use to enjoy their time at the park.

Everyone is able to be in parks

It means I can play several sports with my brother and my dad. The ideal is having a playground with a basketball next to it, just like in Camperdown park.

More climbing things

Organised activities with dates and times and food trucks

Play equipment should be more usable to disabled people. Maybe a special swing that could be used with wheelchairs

That lots of people can use the same space eg one park with basketball, grass and playground.

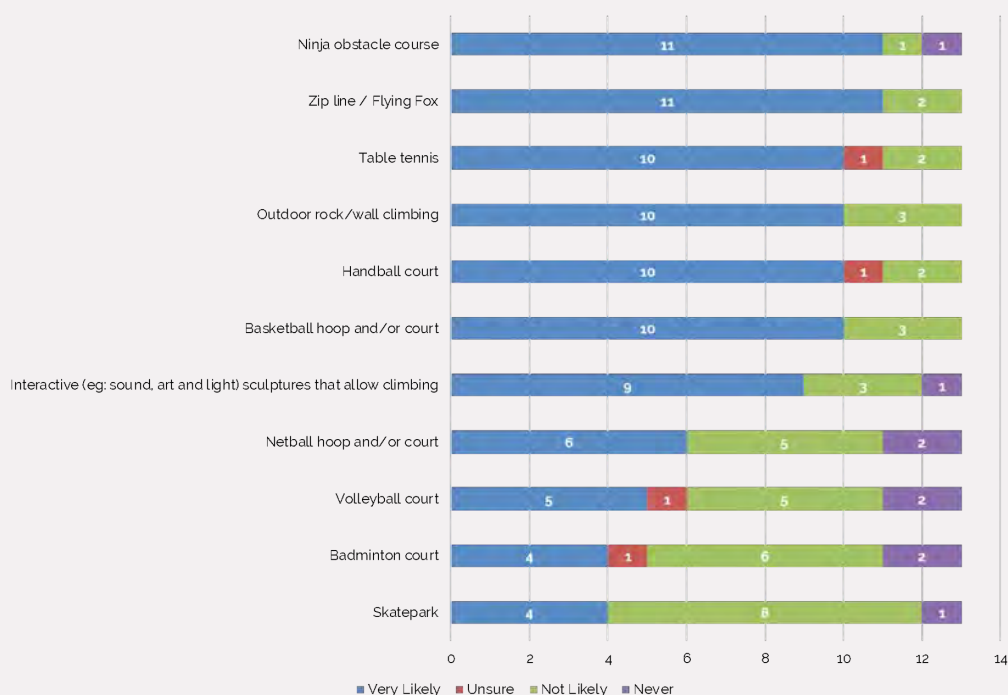
You could have a mixed up team of whatever game you agree on for example 10 girls and 10 boys make 20 and another 10 girls and 10 boys could so all the boys would be split up and we would have lots of fun and maybe do soccer and cricket for the boys and Netball and Softball for the girls.

- 20% of respondents recognised the need for facilities for all abilities and all ages

How likely would you visit a park which has:

Respondents: 13

Survey Question: 7

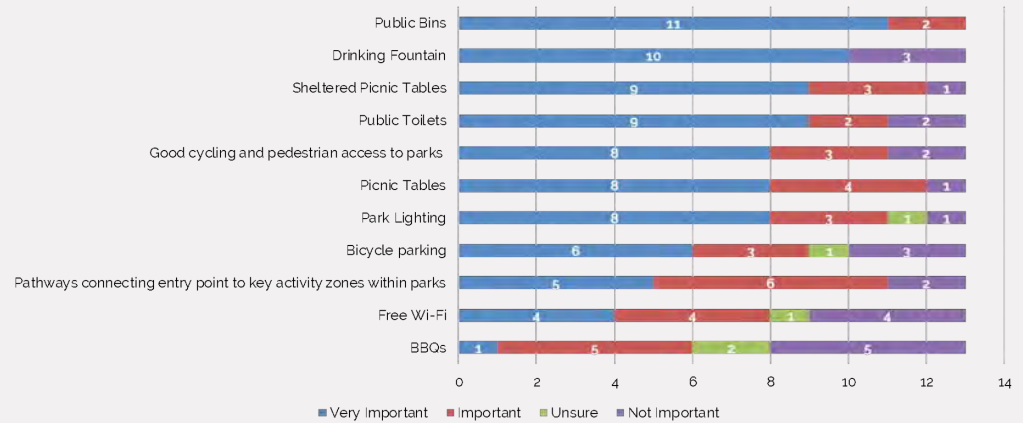


- 8 to 11 year olds 5 most popular equipment: 100% Basketball hoop and/or court; 100% Handball court; 66% Ninja obstacle course; 66% Outdoor rock/wall climbing; 66% Table tennis
- 12 to 15 year olds 4 most popular equipment: 83% Interactive (eg: sound, art and light) sculptures that allow climbing; 83% Ninja obstacle course; 67% Outdoor rock/wall climbing; 67% Table tennis
- 16 to 18 year olds 6 most popular equipment: 100% - Basketball, Handball court, Ninja obstacle course, Interactive (eg: sound, art and light) sculptures that allow climbing, Outdoor rock/wall climbing and Table tennis

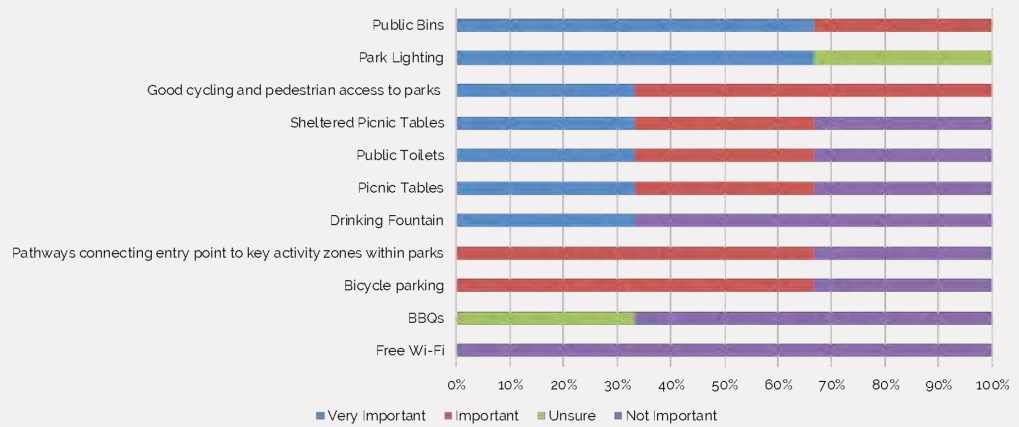
How important are the following elements in wanting you to visit a park?

Respondents: 13

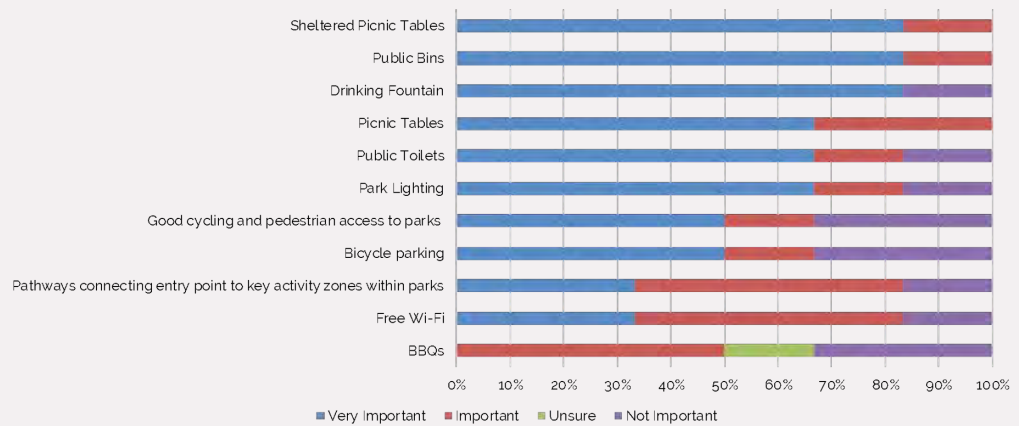
Survey Question: 8



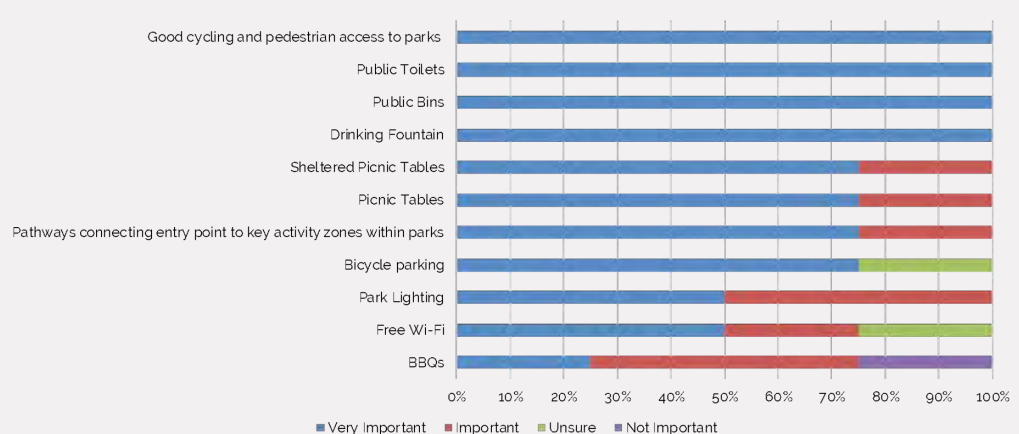
All respondents



8 to 11 year olds



12 to 15 year olds



16 to 18 year olds

Youth Ideas Wall

Basketball Hoops

We should have basketball courts or half size basketball courts. They would provide people of all ages with a great activity. Groups of people could go to the basketball hoops and socialise while staying active. Near my house in Rhodes there is nowhere for me to hang out with my friends and be active.

- P.C, 14 year old male, Rhodes

34 

Relaxation Stations

Relaxations stations will include a quiet comfy and welcoming environment for youth. This area could have hammocks bean bags and speakers for anyone who wants to socialise or simply relax. It benefits those youth who may not necessarily want to be active in play equipment and can instead sit down and relax with friends.

- B.C, 18 year old female, Rhodes

29 

Mini Ninja Course

A mini ninja course will include fun obstacles for kids to play with and challenge their physical capabilities. It's a safe way for them to enjoy a fun course and suitable for all kids.

- J.D, 17 year old female, Croydon Park

28 

Handball Courts

Handball courts located near playgrounds for youth large enough to be inclusive for more than four people. It's more suitable for their age and therefore encourages more youth to go outside and be active. Most kids play handball at school and an opportunity for them to also play it out of school will be good entertaining and appropriate.

- C.C, age not stated, female, Rhodes

27 

Balloon Trampoline

A large outdoor trampoline for kids of all ages to enjoy. This large trampoline is very inclusive safe and very entertaining. It motivates physical activity amongst people of all ages.

- B.C, 18 year old female, Rhodes

26 

Outdoor Volleyball Nets

Permanent Outdoor volleyball nets on grass areas available for the public to use. They allow people to have the opportunity to play volleyball without having to bring their own nets to set up. They encourage physical activity for people of all ages and is a great family or communal game for everyone to enjoy

- C.C, age not stated, female, Rhodes

26 

Hedge Maze

A hedge maze is an outdoor garden maze in which the "walls" or dividers between passages are made of vertical hedges. It would be suitable for people of all ages as it is a fun challenge for everyone to be involved in. It will influence physical activity and social interactions between the community and is a natural outdoor course for everyone to enjoy.

- E.D, 17 year old female, Croydon Park

19 

Ninja Obstacle Course with giant slides and water activities

Benefits would include fitness competitiveness and engaging activities and being in the outdoors rather than being in a gym.

- O.V, 14 year old female, Russell Lea

13 

Giant Slides

Benefits include it caters to older children and is fun.

- O.V, 14 year old female, Russell Lea

10 

Skate Park

I believe a Skate park would be significantly beneficial for the Canada Bay area. It would bring children of all ages together in a safe environment whilst benefiting participants' physical and mental health.

- I.C, age not stated, female, Rhodes

8 

Youth Participant Analysis

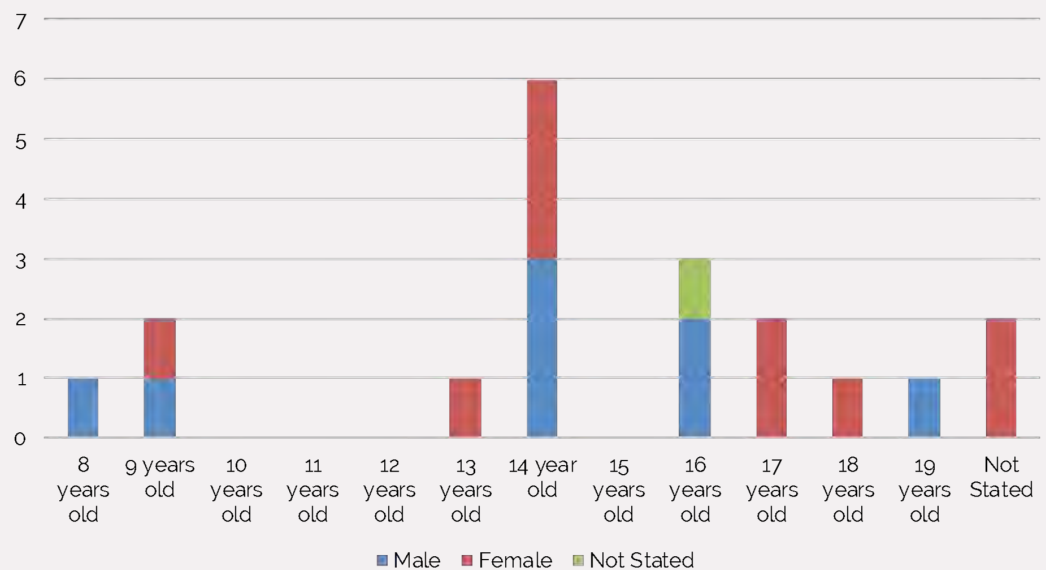
Demographic information was only collected on survey respondents and individuals who posted ideas on the online ideas wall.

Overall Age/ Gender

Total Count: 19

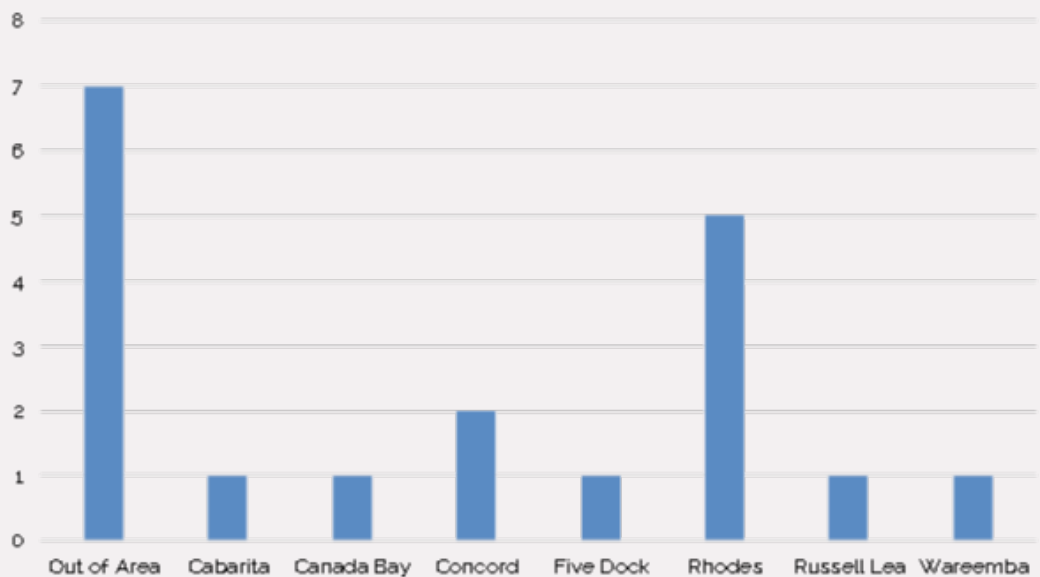
55% female
45% male

Mean Age: 13
years old



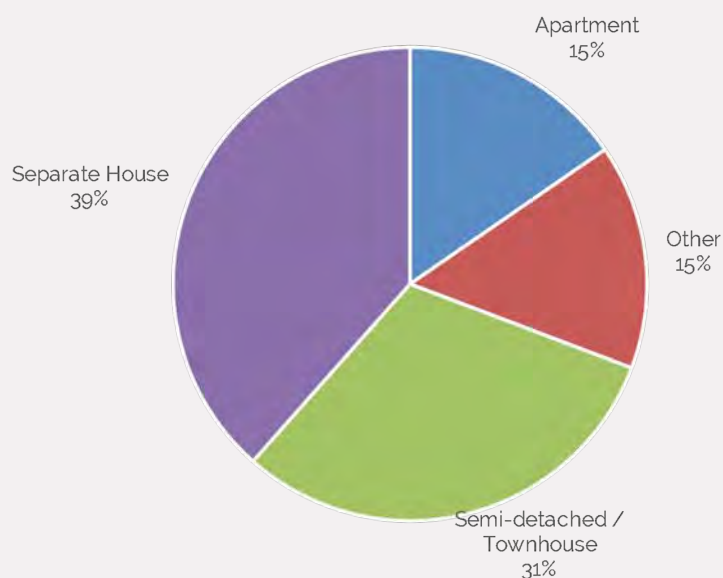
Suburb of Residence

Total Count: 19



Dwelling Structure

Total Count: 13



YOUNG CHILDREN COMMUNITY ENGAGEMENT SUMMARY

To engage with young children, an activity with little requirement for literacy or language skills was designed. Each child was rewarded with a lucky dip prize.

This activity included the design of a A3 activity sheet with a sticker sheet which included eight stickers depicting 'experiences' and 16 stickers depicting 'play equipment'. The children's tasks included:

- **Activity One:** select their four favourite experiences when visiting parks
- **Activity Two:** using the image of a waterside park (to align with the City of Canada Bay's many waterfront parks), children were encouraged to design a park with their eight most preferred pieces of play equipment

Thank you to the parents and carers who participated in this activity and to the following child care centres who actively participated:

- Cubby College
- Kids@Weldon Concord West
- Victoria Avenue Childcare Centre
- Wellbank Children's Centre



YOUNG CHILDREN ENGAGEMENT SNAPSHOT



198

COMMUNITY MEMBERS
PARTICIPATED



63

PARENTS, CARERS AND
EDUCATORS SUPPORTED
THIS ACTIVITY



136

CHILDREN AGED
2-10 YEARS OLD
PARTICIPATED



4

CHILDCARE CENTRES
ACTIVELY PARTICIPATED

Children's Voices - Findings

Activity One: Experience

The 136 children who participated were first asked to select their four most favourite experiences when visiting parks. They were presented with eight stickers depicting eight different experiences.

Set out below are the eight experiences in order of most popular to least popular.



Kicking a ball with friends

53%

51% 0-4 year olds
55% 5-10 year olds



Scootering

53%

50% 0-4 year olds
57% 5-10 year olds



Flying

48%

36% 0-4 year olds
69% 5-10 year olds



Climbing trees

43%

40% 0-4 year olds
49% 5-10 year olds



Having picnics with friends

35%

30% 0-4 year olds
43% 5-10 year olds



Stepping / Balance

33%

31% 0-4 year olds
37% 5-10 year olds



Activities within a picnic shelter

33%

33% 0-4 year olds
33% 5-10 year olds



Flying a kite

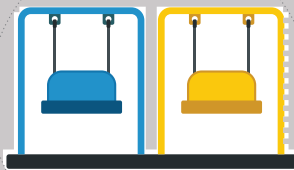
25%

22% 0-4 year olds
31% 5-10 year olds

Activity Two: Play Equipment

The 136 children who participated second task was to design a playground based on eight most favourite equipment. They were presented with an activity sheet depicting a blank waterfront park and sixteen stickers depicting sixteen different types of play equipment.

Set out below are the eight pieces of play equipment in order of most popular to least popular.



Swings

70%

64% 0-4 year olds
82% 5-10 year olds



Modern combo play unit

64%


66% 0-4 years olds
59% 5-10 year olds



Carousel

57%


52% 0-4 year olds
65% 5-10 year olds



Water play - water overhead

56%


51% 0-4 year olds
65% 5-10 year olds



See-saw

55%


48% 0-4 year olds
67% 5-10 year olds



Water play - water upwards spray

54%

51% 0-4 year olds
59% 5-10 year olds



Climbing frame

53%

49% 0-4 year olds
61% 5-10 year olds



Timber combo unit / fort

50%


40% 0-4 year olds
67% 5-10 years olds



Basketball hoop

47%


38% 0-4 year olds
61% 5-10 year olds



Stepping logs

44%

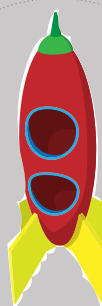
44% 0-4 years olds
43% 5-10 year olds



Activity wall eg. noughts and crosses

43%

43% 0-4 year olds
43% 5-10 year olds



Rocket

41%


42% 0-4 year olds
39% 5-10 year olds



Cubby house

38%


41% 0-4 year olds
33% 5-10 year olds



Stepping Tyres

37%

40% 0-4 year olds
33% 5-10 year olds



Tunnel

35%

37% 0-4 year olds
31% 5-10 year olds



Springer

33%

36% 0-4 year olds
27% 5-10 years olds

Children Participant Analysis

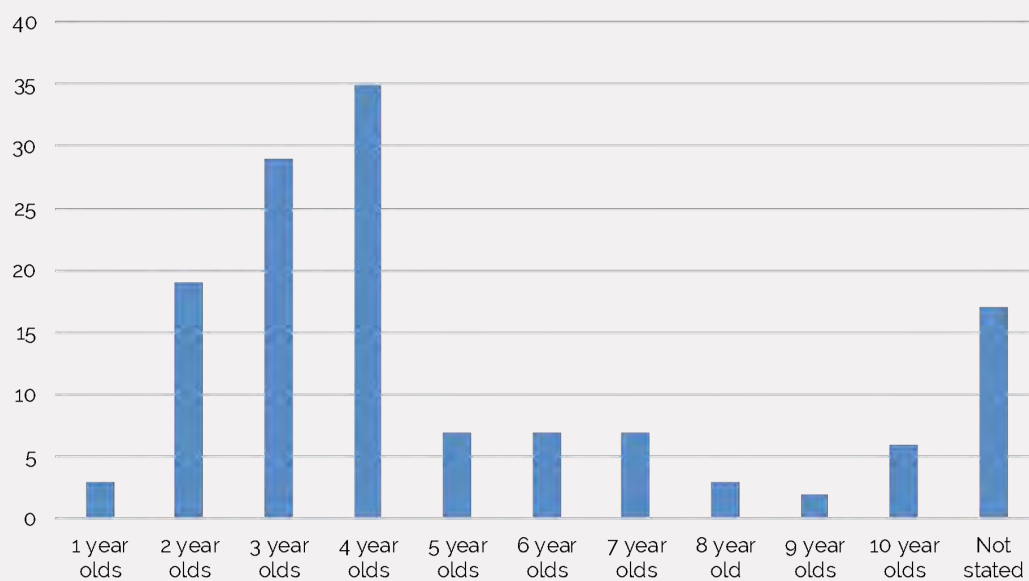
Age

Total Count: 118

Mean Age: 4 years old

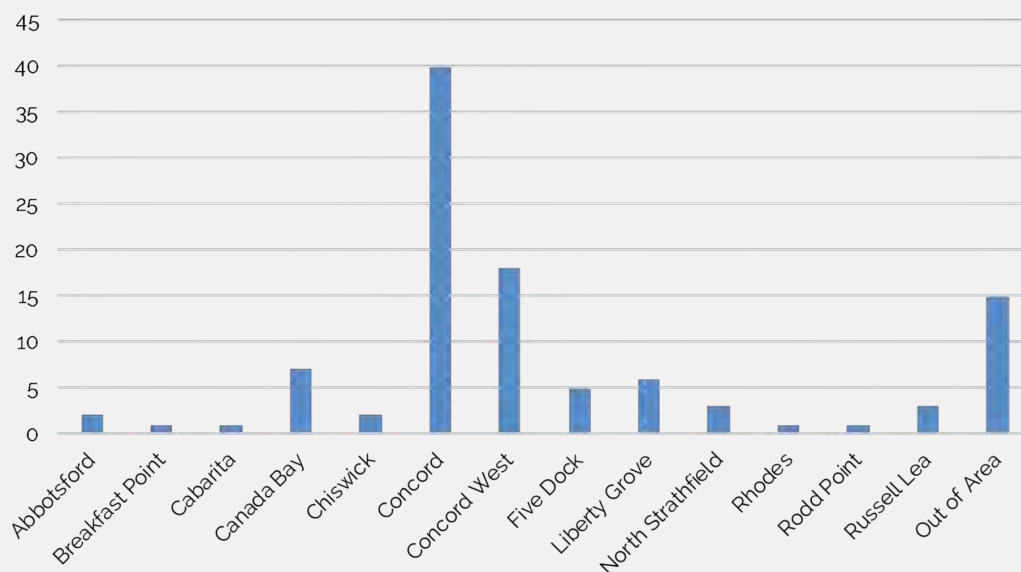
Mean Age 0-4 year olds: 3 years old

Mean Age 5-10 year olds: 7 years old



Suburb of Residence

Total Count: 105



APPENDICES

I - Outdoor Play Audit February 2019

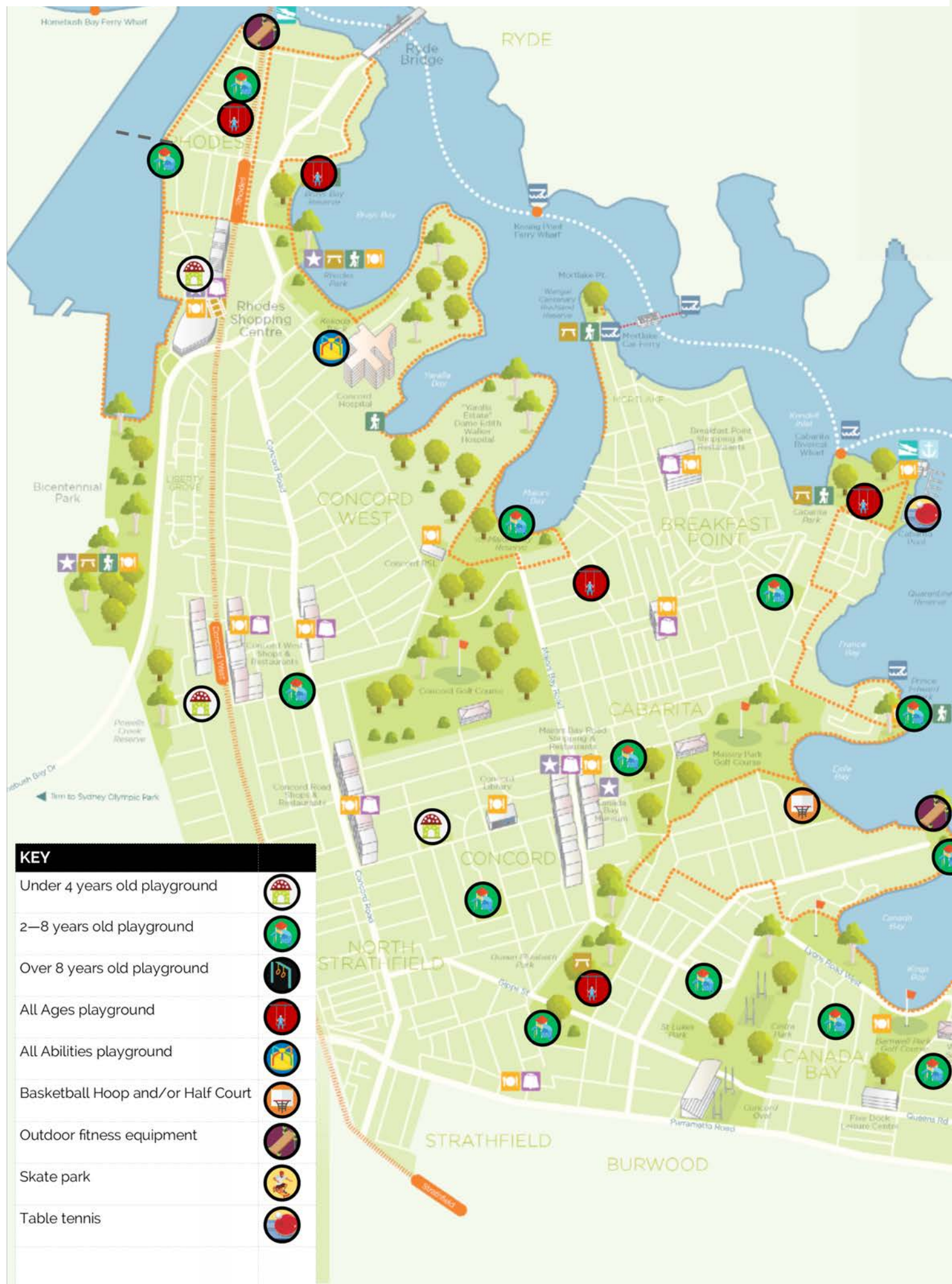
II - Children's Completed Activities

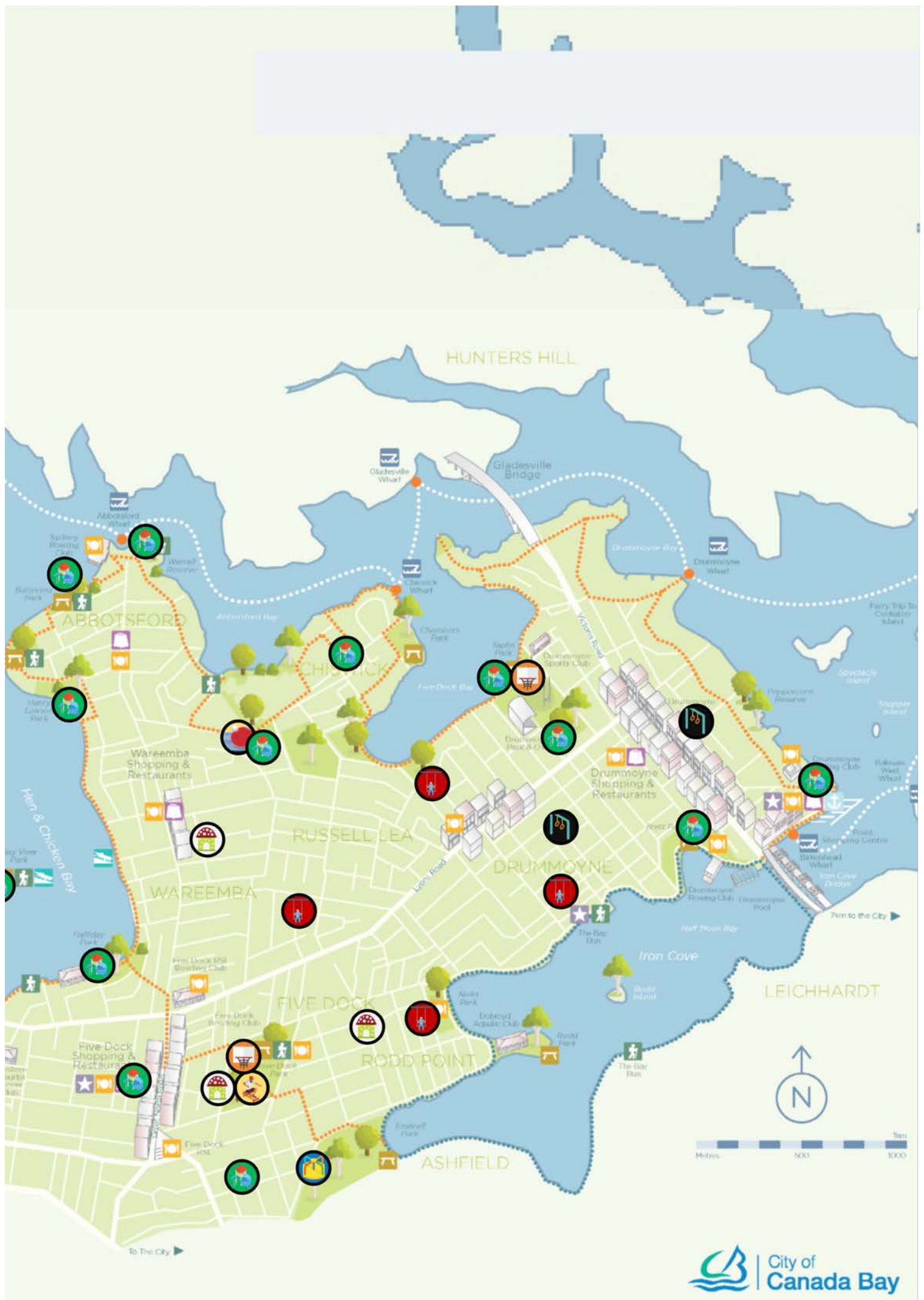
III - Community Survey Questions

IV - Youth Survey Questions

V - Communications Collateral

Appendix I: Outdoor Play Audit February 2019





Abbotsford - Parks and Community



Battersea Park



Henry Lawson Park



Quarantine Reserve



Werrell Reserve

Abbotsford - Outdoor Spaces Features

Park	Associated Infrastructure							Play Equipment					
	Toilets	Bins	Seating	Drinking Fountain	Picnic Tables	BBQ	Other	Year Installed	Age Suitability	Shade	Surface	Fencing	Features
Battersea Park	✓	✓	✓	✗	✓	✓	<ul style="list-style-type: none"> • Tap • Waterside • Off-leash dog activity permitted on western section of park 	2015/16	2-8 years old	Cloth	Softfall / Bark Mulch	No	<ul style="list-style-type: none"> • swings (toddler and child set) • seasaw • rock climbing slides • roundabout • springer
Henry Lawson Park	🔔	✓	✓	✓	✓	✓	<ul style="list-style-type: none"> • Tap • Waterside • Henry Lawson dedication plaques • Gathering area <p>Future planned works¹</p>	2008	2-8 years old	Cloth scheduled 2019	Softfall / Bark Mulch	Partial	<ul style="list-style-type: none"> • twin swings (toddler and child) • separate combo unit with slide
Quarantine Reserve	✓	✓	✓	✗	✓	✓	<ul style="list-style-type: none"> • Tap • Shaded pavilion • Waterside • Undercover BBQ 	None					
Werrell Reserve	✓	✓	✓	✓	✓	✓	<ul style="list-style-type: none"> • Adjacent to Abbotsford Ferry Wharf • Waterside 	2012 partial	2-8 years old	Natural / Trees	Bark mulch	No	<ul style="list-style-type: none"> • double swing • see-saw • slide

1. Henry Lawson Park Future Works Planned

Stage One 2019:

- Shared pedestrian / cycle path along the foreshore, improving connectivity to the Hen and Chicken Bay shared pathway
- Pedestrian path from the new shared foreshore path to the sandstone steps at the north eastern side of the park
- Repair the sandstone steps and rails.

Future stages TBA:

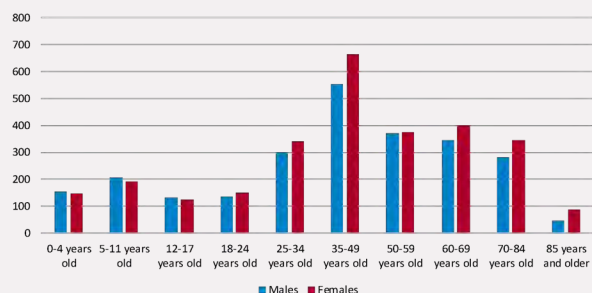
- One unisex toilet facility on the southern side of the park
- Extending the Stage One foreshore pathway to access the toilet
- An elevated boardwalk connecting the existing northern path to the sandstone steps
- A children's bike track adjacent to the playground
- A sustainable seawall to improve the natural habitat.

Abbotsford - Community Profile

2016 Census

Population information is based upon place of usual residence of those who participated in the Australian Bureau of Statistics 2016 Census.

PEOPLE



2.3
people per household

496
families with children under 15 years old

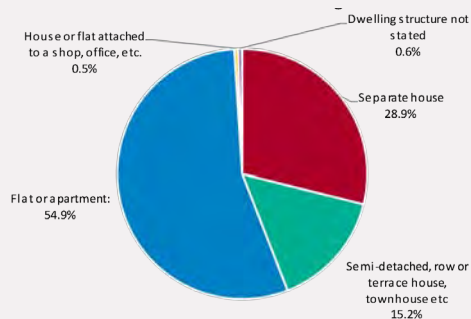
27%
lone-person households

16%
people aged 55 to 84 years old undertake unpaid child care

5%
people requiring assistance with core activities

\$104,312
median total household income per annum

DWELLINGS - OCCUPIED



64%
people reside in properties with limited private outdoor space



5,386
people

47%
Male

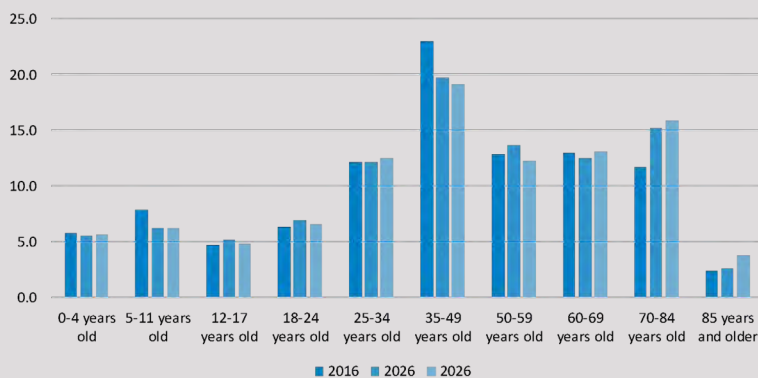
53%
Female

Forecast Projection - Abbotsford and Wareemba

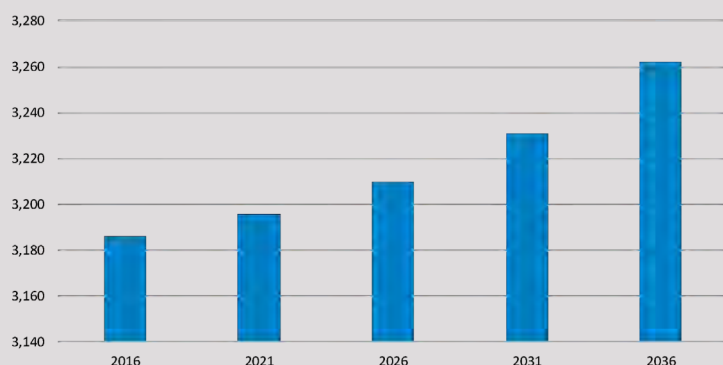
Forecast Population Change: Increase of 0.03% (2 people)

The biggest changes for the Abbotsford-Wareemba community from 2016 to 2036 are forecast to be:

- over 85 years old – 55% (98 people) increase in population representing 4% of the local community compared to 2% of the local population in 2016
- 70-84 years old – 37% (313 people) increase in population representing 16% of the local community compared to 12% of the local population in 2016
- 5-11 years old – 21% (122 people) decrease in population representing 6% of the local community compared to 8% of the local population in 2016
- 35-49 years old – 17% (283 people) decrease in population representing 19% of the local community compared to 23% of the local population in 2016



Forecast Residential Dwelling Increase



It is anticipated that an additional 76 dwellings will be constructed by 2036, resulting in a 2% increase.

Source: .id The Population Experts

Cabarita - Parks and Community



Cabarita Park





















Kendall Reserve



Prince Edward Park

Cabarita - Outdoor Spaces Features

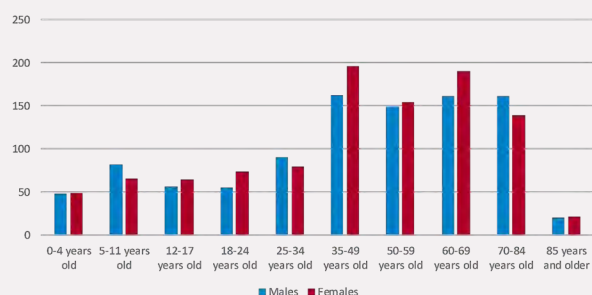
Park	Associated Infrastructure							Play Equipment					
	Toilets	Bins	Seating	Drinking Fountain	Picnic Tables	BBQ	Other	Year Installed	Age Suitability	Shade	Surface	Fencing	Features
Cabarita Park							<ul style="list-style-type: none"> • Tap • Waterside • Adjacent to Cabarita Ferry Wharf, Cabarita Marina including cafes and Cabarita Swimming Pool • Cabarita Park Conservatory, an arts and cultural facility • Beach • 1901 Federation Pavilion relocated in 1903 • accessible by foreshore pedestrian / cycle path 	2014/15	All Ages	Cloth	Sand	No	<ul style="list-style-type: none"> • multi spinner carousel • blazer • explorer dome • 5 way swing • See-saw • rotator spinner • slides • table tennis
Kendall Reserve							Off-leash dog activity permitted on eastern side of park	2008/09 and 2018	2-8 years old	Cloth	Softfall	No	<ul style="list-style-type: none"> • slide • see-saw • quad swings - 2 toddler and 2 child • rotator spinner • monkey bar
Prince Edward Park							<ul style="list-style-type: none"> • Waterside • Undercover picnic facilities • Accessible by foreshore pedestrian / cycle path 	2014	2-8 years old	None	Softfall / Bark Mulch	No	<ul style="list-style-type: none"> • bike track • boat • theme play structure • boat • springer • slide • double swings - toddler and child • climbing structure

Cabarita - Community Profile

2016 Census

Population information is based upon place of usual residence of those who participated in the Australian Bureau of Statistics 2016 Census.

PEOPLE



2.7
people per household

165
families with children under 15 years old

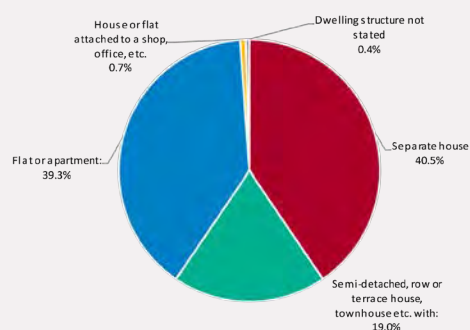
16%
lone-person households

22%
people aged 55 to 84 years old undertake unpaid child care

3%
people requiring assistance with core activities

\$133,068
median total household income per annum

DWELLINGS - OCCUPIED



53%
people reside in properties with limited private outdoor space



1,957
people

49%
Male

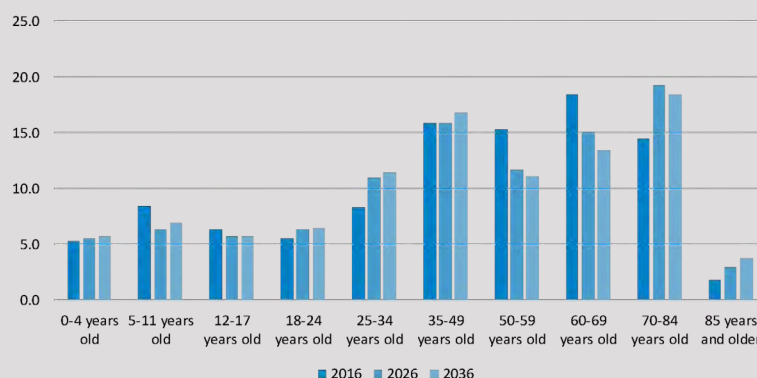
51%
Female

Forecast Projection - Cabarita

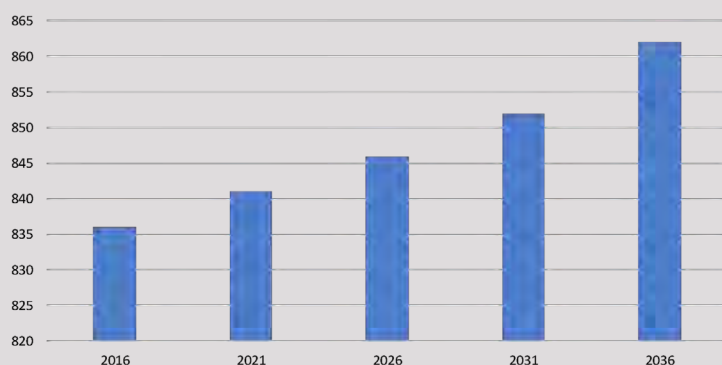
Forecast Population Change: Decrease of 2% (35 people)

The biggest changes for the Cabarita community from 2016 to 2036 are forecast to be:

- over 85 years old – 108% (41 people) increase in population representing 4% of the local community compared to 2% of the local population in 2016
- 25-34 years old – 36% (64 people) increase in population representing 11% of the local community compared to 8% of the local population in 2016
- 70-84 years old – will represent the largest group of the population at 18% compared to 15% in 2016
- 50-69 years old – 56% (206 people) decrease in population representing 24% of the local community compared to 33% of the local population in 2016



Forecast Residential Dwelling Increase



It is anticipated that an additional 26 dwellings will be constructed by 2036, resulting in a 3% increase.

Source: id The Population Experts

Chiswick - Parks and Community



Allison Park



Chambers Park



























Chiswick Park



Lysaght Park

Chiswick - Outdoor Spaces Features

Park	Associated Infrastructure							Play Equipment					
	Toilets	Bins	Seating	Drinking Fountain	Picnic Tables	BBQ	Other	Year Installed	Age Suitability	Shade	Surface	Fencing	Features
Allison Park							250m from Campbell Park toilets	2015/16	2-8 years old	Cloth	Bark mulch	Partial	<ul style="list-style-type: none"> bird nest shell swing and toddler swing slides bridge roundabout springer climbing gym table tennis
Chambers Park							<ul style="list-style-type: none"> Waterside Chiswick Baths Tap 	None					
Chiswick Park							Close proximity to Chambers Park toilets	2004	2-8 years old	None	Bark Mulch	No	<ul style="list-style-type: none"> combo unit slides swing monkey bars springer
Lysaght Park							<ul style="list-style-type: none"> Waterside Close proximity to Campbell Park toilets Off-Leash dog activity permitted Accessible by foreshore pedestrian / cycle path 	None					

Other parks and reserves include:

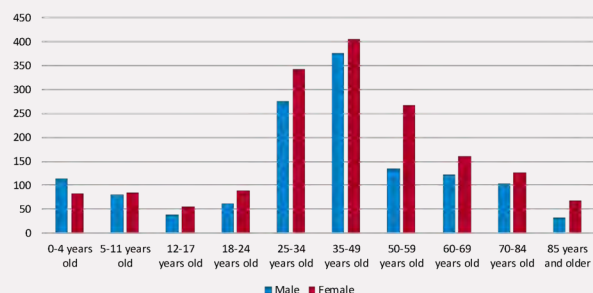
- Armitage Reserve
- Blackwall Point Reserve
- Campbell Park
- Fig Tree Bay Reserve

Chiswick - Community Profile

2016 Census

Population information is based upon place of usual residence of those who participated in the Australian Bureau of Statistics 2016 Census.

PEOPLE



2.2
people per household

280
families with children under 15 years old

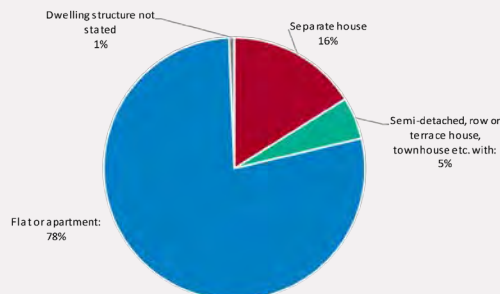
31%
lone-person households

14%
people aged 55 to 84 years old undertake unpaid child care

6%
people requiring assistance with core activities

\$115,400
median total household income per annum

DWELLINGS - OCCUPIED



79%
people reside in properties with limited private outdoor space



2,926
people

46%
Male

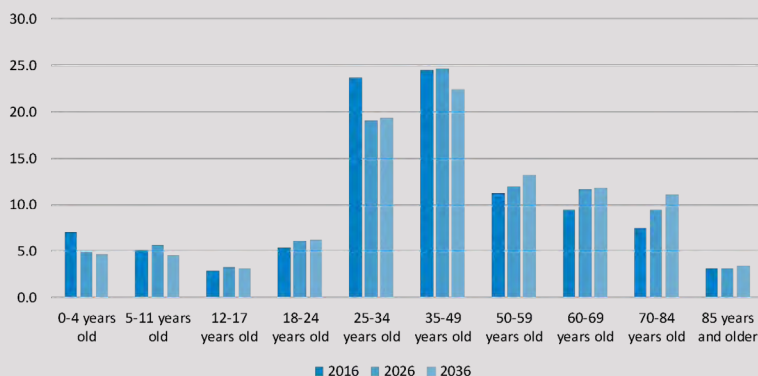
54%
Female

Forecast Projection - Chiswick

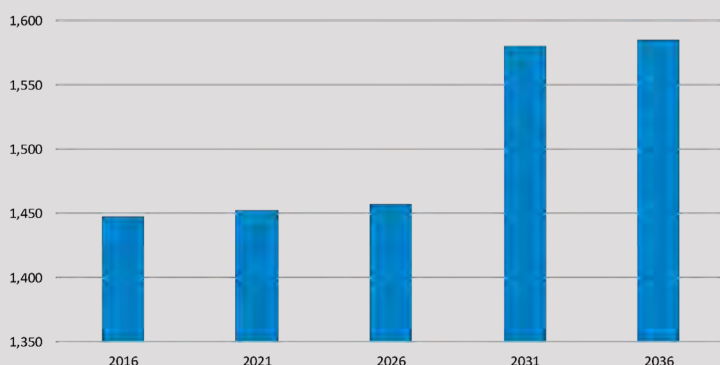
Forecast Population Change: Increase of 5% (163 people)

The biggest changes for the Chiswick community from 2016 to 2036 are forecast to be:

- 70-84 years old – 57% (131 people) increase in population representing 11% of the local community compared to 7% of the local population in 2016
- 60-69 years old – 30% (89 people) increase in population representing 12% of the local community compared to 11% of the local population in 2016
- 0-4 years old – 29% (64 people) decrease in population representing 5% of the local community compared to 7% of the local population in 2016
- 35 - 49 years old – the largest representation at 22%, though decrease from 25% representation in 2016



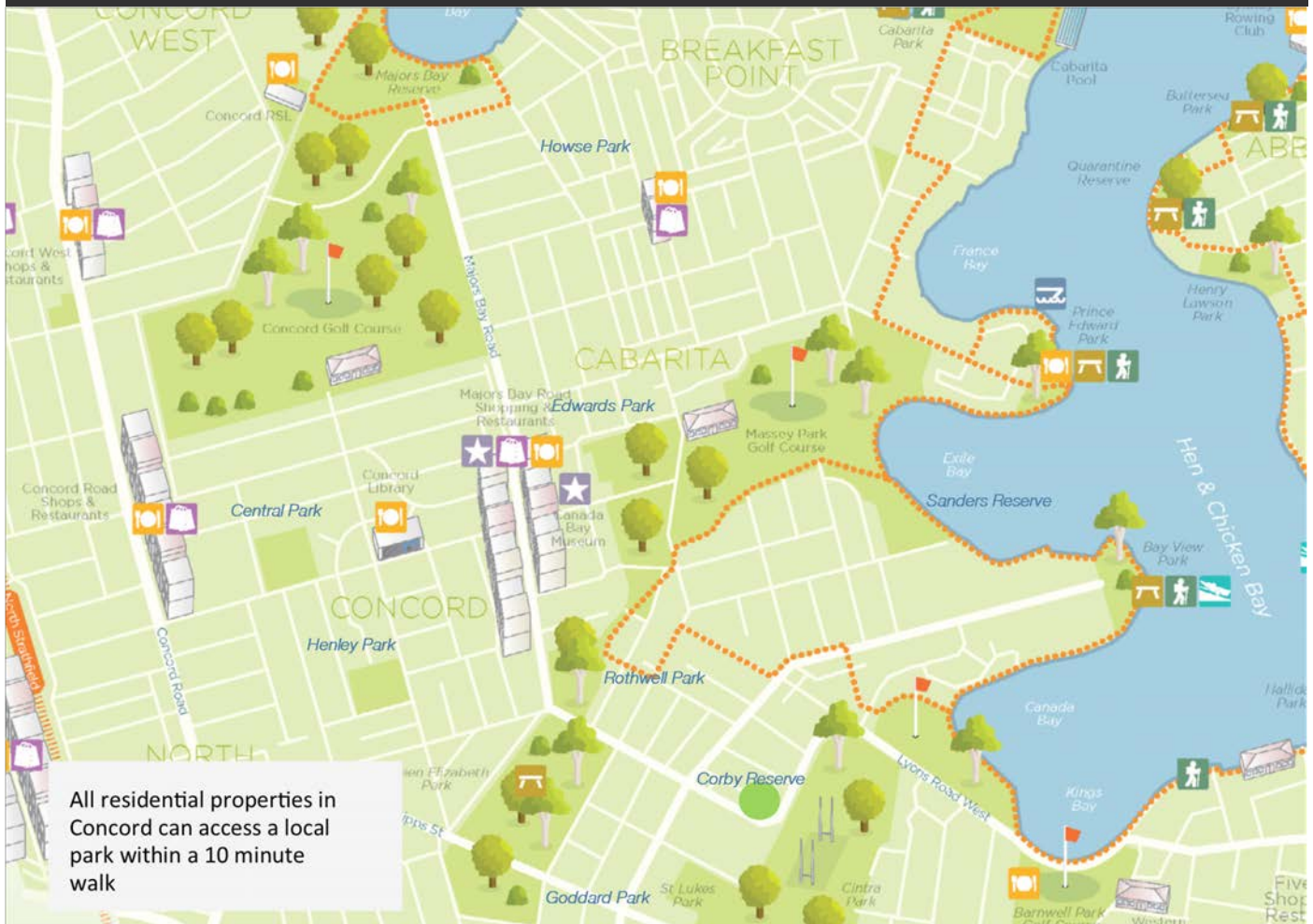
Forecast Residential Dwelling Increase



It is anticipated that an additional 138 dwellings will be constructed by 2036, resulting in a 9.5% increase.

Source: .id The Population Experts


Concord - Parks and Community



Bayview Park



Central Park



Corby Reserve



Edwards Park



Goddard Park



Henley Park



Howse Park




Majors Bay Reserve



Queen Elizabeth Park



Rothwell Park



Sanders Reserve

Concord - Outdoor Spaces Features

Park	Associated Infrastructure							Play Equipment					
	Toilets	Bins	Seating	Drinking Fountain	Picnic Tables	BBQ	Other	Year Installed	Age Suitability	Shade	Surface	Fencing	Features
Bayview Park	✓	✓	✓	✓	✓	✓	<ul style="list-style-type: none"> Waterside Boat ramp Undercover BBQ Tap Accessible by foreshore pedestrian / cycle path 	2013/14 2017/18	2-8 years old	Cloth	Sand	No	<ul style="list-style-type: none"> swings spring rocker climbing gym rotator spinner slides outdoor gym equipment
Central Park	✗	✓	✓	✗	✗	✗	Close proximity to Concord Library and DAS gallery57	Partial upgrade 2006	Under 4 years old	Natural	Bark Mulch	No	<ul style="list-style-type: none"> swings slides combo unit see-saw springer wooden stepping stones
Corby Reserve	✗	✓	✓	✗	✓	✗		2017/18	2-8 years old	None	Bark Mulch	No	<ul style="list-style-type: none"> double swing set small treehouse-themed play unit, spinner koala springer
Edwards Park	✓	✓	✓	✓	✗	✗	Accessible by pedestrian / cycle path	2016/17	2-8 years old	Cloth	Synth. Grass	Yes	<ul style="list-style-type: none"> Scooter/ bike track 2 slides mini rock climbing walls 2 swings bucket swing spiders climbing ropes rope climbing frame rope poles rocking fireman's truck
Goddard Park	✓	✓	✓	✗	✓	✗		2013	2-8 years old	Natural	Bark Mulch	Partial	<ul style="list-style-type: none"> spring rockers swing combo unit

Concord - Outdoor Spaces Features

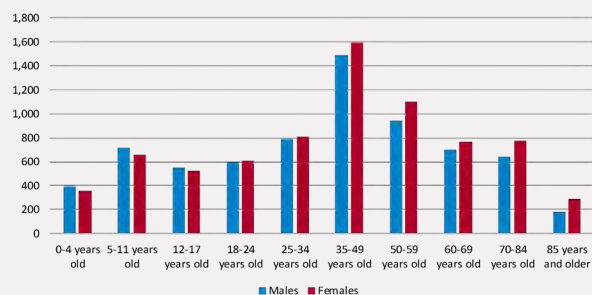
Park	Associated Infrastructure							Play Equipment					
	Toilets	Bins	Seating	Drinking Fountain	Picnic Tables	BBQ	Other	Year Installed	Age Suitability	Shade	Surface	Fencing	Features
Henley Park								Partial upgrade 2009	2-8 years old	Natural	Bark Mulch	Yes	<ul style="list-style-type: none"> swings rockers slide see-saw springer climbing unit
Howse Park							Adjacent to Scout Hall	2007	2-11 years old	Natural	Bark Mulch	No	<ul style="list-style-type: none"> spring toys including rocking boat slide swings climbing frame combo unit
Majors Bay Reserve							<ul style="list-style-type: none"> Waterside Off-leash dog activity permitted Accessible by foreshore pedestrian path 	2016/17	2-8 years old	Natural	Bark Mulch	No	<ul style="list-style-type: none"> slide springer small rock climbing wall combo unit swings
Queen Elizabeth Park							<ul style="list-style-type: none"> Tap Accessible by pedestrian / cycle pathway 	2006	All	Natural	Bark Mulch, Soft Fall, Grass	No	<ul style="list-style-type: none"> small soccer area with goals musical equipment spinner climbing frame swings Bike / scooter track
Rothwell Park							Accessible by pedestrian / cycle pathway	<p>The pre-existing playground at Rothwell Park was removed due to the construction of a new amenities building at the western side of the park.</p> <p>A community consultation was held in early 2017 regarding the proposal of a new playground that was to be located at southern entry of Rothwell Park.</p> <p>The proposed location was not supported by the majority of respondents and Council resolved to investigate an alternative location for the new playground.</p> <p>Community consultation will be undertaken again once a new proposal for the playground is prepared.</p>					
Sanders Reserve							Accessible by pedestrian / cycle pathway	2014	All Ages	n/a	n/a	No	Multipurpose hard half court for basketball, netball and handball

Concord - Community Profile

2016 Census

Population information is based upon place of usual residence of those who participated in the Australian Bureau of Statistics 2016 Census.

PEOPLE



2.9
people per household

1,448
families with children under 15 years old

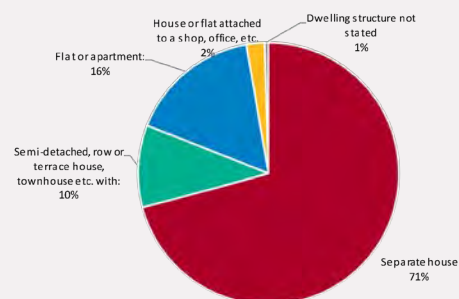
17%
lone-person households

20%
people aged 55 to 84 years old undertake unpaid child care

6%
people requiring assistance with core activities

\$108,056
median total household income per annum

DWELLINGS - OCCUPIED



23%
people reside in properties with limited private outdoor space



14,533
people

48%
Male

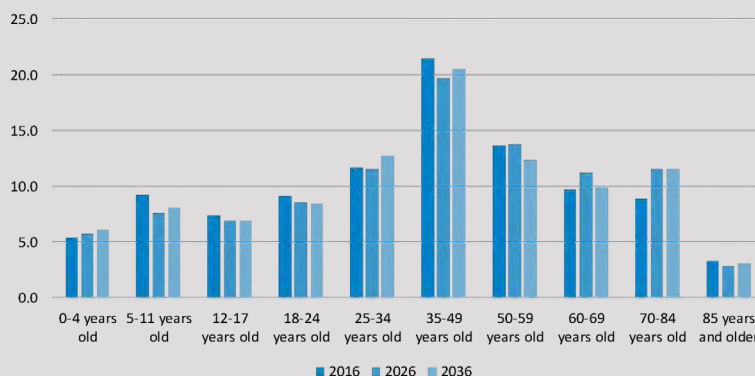
52%
Female

Forecast Projection - Concord

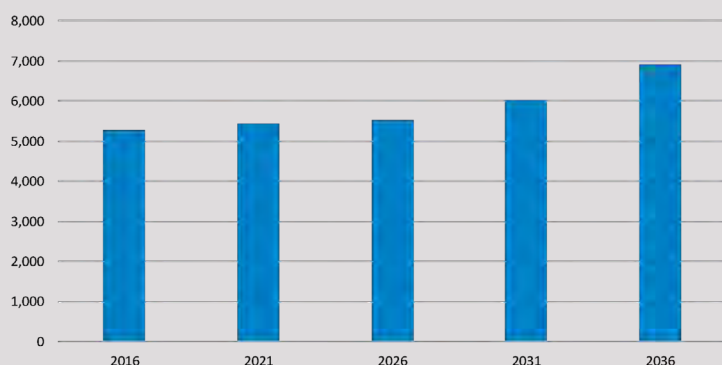
Forecast Population Change: Increase of 28% (4,083 people)

The biggest changes for the Concord community from 2016 to 2036 are forecast to be:

- 70-84 years old – 65% (855 people) increase in population representing 12% of the local community compared to 9% of the local population in 2016
- 0-4 years old – 45% (364 people) increase in population representing 6% of the local community compared to 5% of the local population in 2016
- 25-34 years old – 36% (677 people) increase in population representing 13% of the local community compared to 12% of the local population in 2016
- 35 - 49 years old – the largest representation at 22% in 2016 and forecast for 2036



Forecast Residential Dwelling Increase



It is anticipated that an additional 1,632 dwellings will be constructed by 2036, resulting in a 30.8% increase.

Concord West - Parks and Community















Rhodes Park



Warbrick Park

Concord West - Outdoor Spaces Features

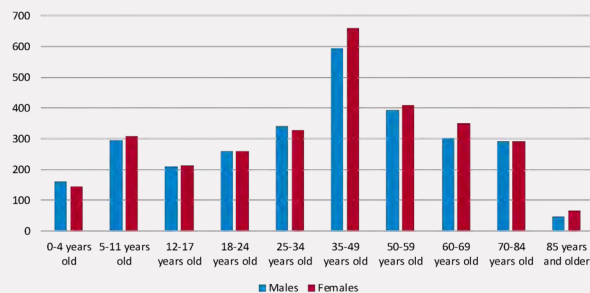
Park	Associated Infrastructure							Play Equipment					
	Toilets	Bins	Seating	Drinking Fountain	Picnic Tables	BBQ	Other	Year Installed	Age Suitability	Shade	Surface	Fencing	Features
Rhodes Park							<p>In partnership with Inner West Neighbourhood Aid</p> <p>Over 1500 plantings</p> <p>Cafe</p> <p>Kokoda Trail</p>	2019	All	Natural	Bark Mulch	Yes	<ul style="list-style-type: none"> • accessible • musical instruments • climbing structure • stepping stones • raised sand pit • nature play • water play • bush tucker and vege plants
Warbrick Park							Tap	2009	2-8 years old	Natural	Soft fall	Yes	<ul style="list-style-type: none"> • swings - toddler and child • combo unit with slide • spider web rope climb • springer

Concord West - Community Profile

2016 Census

Population information is based upon place of usual residence of those who participated in the Australian Bureau of Statistics 2016 Census.

PEOPLE



3.0
people per household

593
families with children under 15 years old

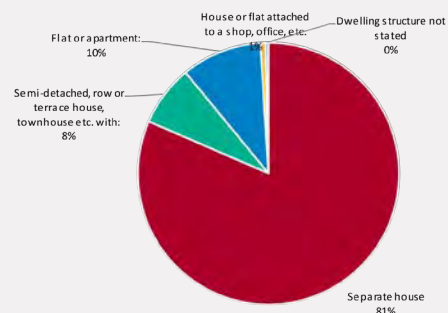
17%
lone-person households

17%
people aged 55 to 84 years old undertake unpaid child care

5%
people requiring assistance with core activities

\$107,744
median total household income per annum

DWELLINGS - OCCUPIED



15%
people reside in properties with limited private outdoor space



5,914
people

49%
Male

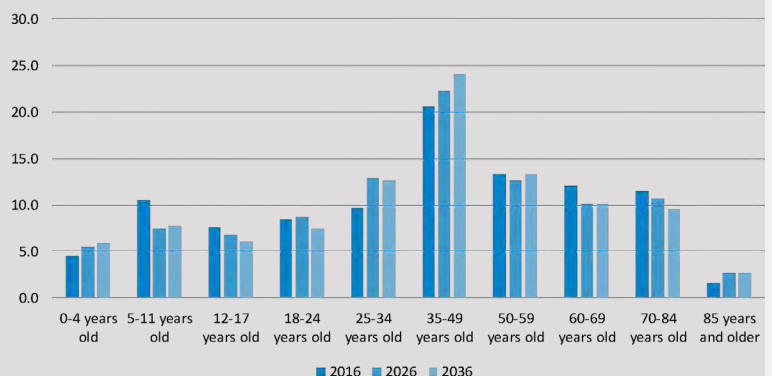
51%
Female

Forecast Projection - Concord West

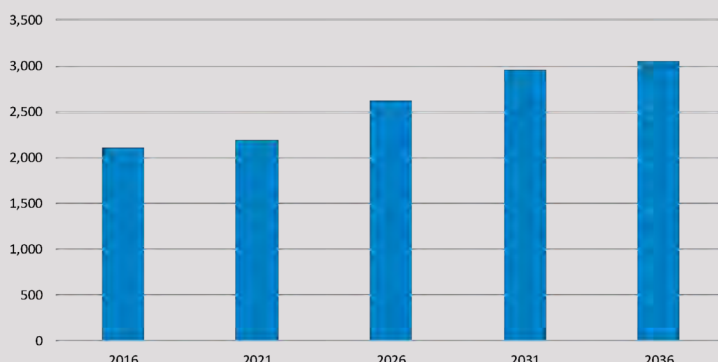
Forecast Population Change: Increase of 38% (2,227 people)

The biggest changes for the Concord West community from 2016 to 2036 are forecast to be:

- Over 85 years old – 142% (138 people) increase in population representing 3% of the local community compared to 2% of the local population in 2016
- 0-4 years old – 76% (219 people) increase in population representing 6% of the local community compared to 5% of the local population in 2016
- 25-34 years old – 76% (462 people) increase in population representing 13% of the local community compared to 10% of the local population in 2016
- 35 - 49 years old – the largest representation at 21% in 2016 and forecast at 24% in 2036



Forecast Residential Dwelling Increase



It is anticipated that an additional 953 dwellings will be constructed by 2036, resulting in a 45.2% increase.

Drummoyne - Parks and Community



Alexandra Reserve



Brett Park



Drummoyne Park



Dunlop Reserve



Montague Park



Russell Park



South Street Playspace

































St Georges Crescent



























Taplin Park

Drummoyne - Outdoor Spaces Features

Park	Associated Infrastructure							Play Equipment					
	Toilets	Bins	Seating	Drinking Fountain	Picnic Tables	BBQ	Other	Year Installed	Age Suitability	Shade	Surface	Fencing	Features
Alexandra Reserve								2012	Over 8 years old	Natural	Sand	No	<ul style="list-style-type: none"> tunnel climbing the structures
Brett Park							<ul style="list-style-type: none"> Tap Off-leash dog activity permitted on northern side of park before 9am and after 5pm Accessible by Bay Run 	2008/09 soft fall installed 2000 equip installed	2-8 years old	Cloth	Softfall / Bark Mulch	No	<ul style="list-style-type: none"> combo unit with slides swings - toddler and child
Drummoyne Park							<ul style="list-style-type: none"> Adjacent to the Drummoyne Community Centre Off-leash dog activity permitted on northern side of park before 9am and after 5pm 	2014	2-8 years old	Cloth	Bark Mulch	No	<ul style="list-style-type: none"> carousel springer double swing combo unit with slide
Dunlop Reserve							Waterside	2014 fence installed 1999 equip installed	2-8 years old	Natural	Bark Mulch	Yes	<ul style="list-style-type: none"> themed combo unit with slides
Montague Park							Accessible by Bay Run	2008	Under 4 years old 2- 8 years old	Natural	Bark Mulch	Partial	<ul style="list-style-type: none"> swings - toddler and children combo unit with slide and climbing wall springers bridge boat

Drummoyne - Outdoor Spaces Features

Park	Associated Infrastructure							Play Equipment					
	Toilets	Bins	Seating	Drinking Fountain	Picnic Tables	BBQ	Other	Year Installed	Age Suitability	Shade	Surface	Fencing	Features
Russell Park								2017/18	All children	Cloth	Bark mulch	No	<ul style="list-style-type: none">• combo unit with slides• climbing frame• springer• swings - toddler and child carousel
South Street Play Space							Developed in conjunction with St Mark's Catholic Primary School and Drummoyne Park School	2012	8-11 years old	None	Concrete	No	<ul style="list-style-type: none">• sports nets• hard surface for ball games
St Georges Crescent Reserve							<ul style="list-style-type: none">• Waterside• Off-leash dog activity permitted	None					
Taplin Park							<ul style="list-style-type: none">• Waterside• Boat ramp• Accessible via foreshore path• Off-leash dog activity permitted on western side of park before 9am and after 5pm	2016/15	2-8 years old	Cloth	Bark Mulch	No	<ul style="list-style-type: none">• combo unit with slide• climbing frames• bird nest swing• balance and agility equipment• basketball court

Note:

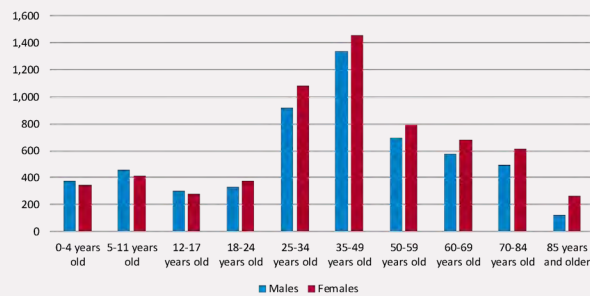
Queen Victoria Reserve off-leash dog activity permitted weekdays before 9am and after 5pm; weekends only before 9am (not after 5pm)

Drummoyne - Community Profile

2016 Census

Population information is based upon place of usual residence of those who participated in the Australian Bureau of Statistics 2016 Census.

PEOPLE



2.3
people per household

1,067
families with children under 15 years old

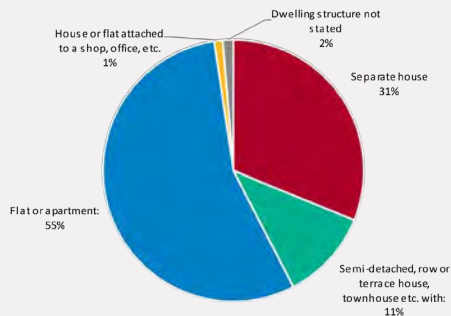
28%
lone-person households

16%
people aged 55 to 84 years old undertake unpaid child care

4%
people requiring assistance with core activities

\$122,346
median total household income per annum

DWELLINGS - OCCUPIED



60%
people reside in properties with limited private outdoor space



11,950
people

47%
Male

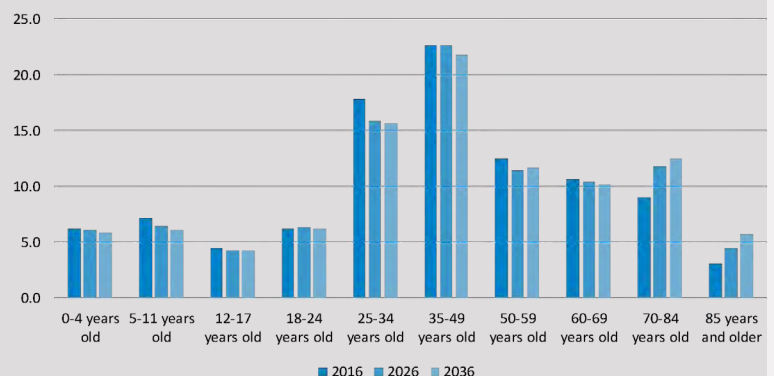
53%
Female

Forecast Projection - Drummoyne

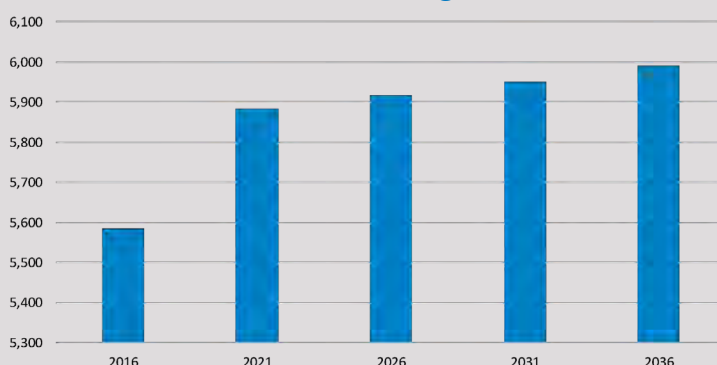
Forecast Population Change: Increase of 9% (1,096 people)

The biggest changes for the Drummoyne community from 2016 to 2036 are forecast to be:

- Over 85 years old – 100% (392 people) increase in population representing 6% of the local community compared to 3% of the local population in 2016
- 70-84 years old – 50% (565 people) increase in population representing 12% of the local community compared to 9% of the local population in 2016
- 25-34 years old – 5% (108 people) decrease in population representing 16% of the local community compared to 18% of the local population in 2016
- 35 - 49 years old – the largest representation at 22% in 2016 and forecast at 23% in 2036



Forecast Residential Dwelling Increase



It is anticipated that an additional 406 dwellings will be constructed by 2036, resulting in a 7.3% increase.

Source: id The Population Experts

Five Dock / Canada Bay - Parks and Community




Croker Park



Five Dock Park Playground



Five Dock Park Skate Park




Fred Kelly Place




Halliday Park



Kings Park



Maple Close Reserve



Roberts Reserve



Timbrell Park

Five Dock - Outdoor Spaces Features

Park	Associated Infrastructure							Play Equipment					
	Toilets	Bins	Seating	Drinking Fountain	Picnic Tables	BBQ	Other	Year Installed	Age Suitability	Shade	Surface	Fencing	Features
Croker Park	✗	✓	✓	✗	✗	✗		2008 partial upgrade 1998 installed	2-8 years old	Natural	Bark mulch	No	<ul style="list-style-type: none"> swings slide see-saw
Five Dock Park Playground	✓	✓	✓	✓	✓	✓	<ul style="list-style-type: none"> Off-leash dog activity permitted within fenced area Adjacent to Early Childhood Centre 	1996	Under 4 years old	Cloth	Soft fall	Yes	<ul style="list-style-type: none"> combo unit with slide springer
Five Dock Park Skate Park	✓	✓	✓	✓	✓	✓	Off-leash dog activity permitted within fenced area	2017 upgrade	All Ages	Natural	Concrete	No	<ul style="list-style-type: none"> regional skate park basketball hoop
Fred Kelly Place	✓	✓	✓	✗	✗	✗	<ul style="list-style-type: none"> Adjacent to Five Dock Library and Coles In the heart of the Five Dock Town Centre 	1999	2-8 years old	Cloth	Bark Mulch	Yes	<ul style="list-style-type: none"> combo unit with slide
Halliday Park	✓	✓	✓	✗	✓	✗	<ul style="list-style-type: none"> waterside foreshore pathway access 	2014 partial upgrade 1997 installed	2-8 years old	Cloth	Bark Mulch	Yes	<ul style="list-style-type: none"> combo unit with slide see-saw springer swings climbing web springer
Kings Park	✓	✓	✓	✗	✓	✓		2014/15	2-8 years old	Cloth	Bark Mulch	No	<ul style="list-style-type: none"> combo unit with slide see-saw spring springer
Maple Close Reserve	✗	✓	✓	✗	✗	✗		1997	2-8 years old	Natural	Bark Mulch	No	<ul style="list-style-type: none"> combo unit with slide springer

Five Dock - Outdoor Spaces Features

Park	Associated Infrastructure							Play Equipment					
	Toilets	Bins	Seating	Drinking Fountain	Picnic Tables	BBQ	Other	Year Installed	Age Suitability	Shade	Surface	Fencing	Features
Roberts Reserve	✗	✓	✓	✗	✗	✗		2010	Under 4 years old	Natural	Bark mulch	No	<ul style="list-style-type: none"> • combo unit with slide • swings • see-saw • small hard court with net
Timbrell Park - Livvi's Place	✓	✓	✓	✓	✓	✓	<ul style="list-style-type: none"> • Award Winning All Abilities playground developed with Touched by Olivia Foundation • Off-leash dog activity permitted on western side of the playground • On-site cafe • Accessible by the Bay Run 	2016/17 partial upgrade 2009 installed	All Ages	Cloth	Soft fall / Bark mulch	Yes	<ul style="list-style-type: none"> • wheelchair accessible with accessible toilets • snakes and ladders path • swings • jungle gym • rope climb • carousel • musical instruments • bird nest swing • rotators • bridges • sand play • nature play • tunnels • flying fox chair • climbing walls

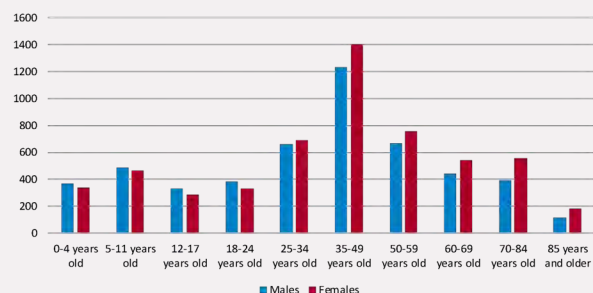


Five Dock / Canada Bay - Community Profile

2016 Census

Population information is based upon place of usual residence of those who participated in the Australian Bureau of Statistics 2016 Census.

PEOPLE



2.6
people per household

1,132
families with children under 15 years old

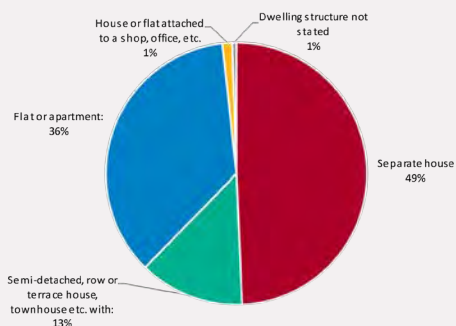
24%
lone-person households

16%
people aged 55 to 84 years old undertake unpaid child care

6%
people requiring assistance with core activities

\$107,102
median total household income per annum

DWELLINGS - OCCUPIED



43%
people reside in properties with limited private outdoor space



10,954
people

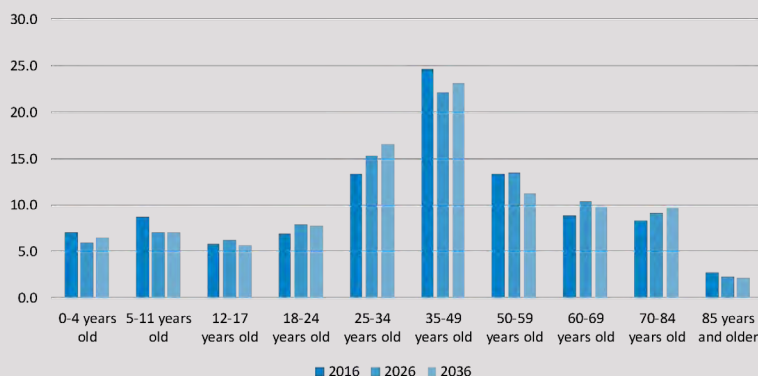
48% Male
52% Female

Forecast Projection - Five Dock / Canada Bay

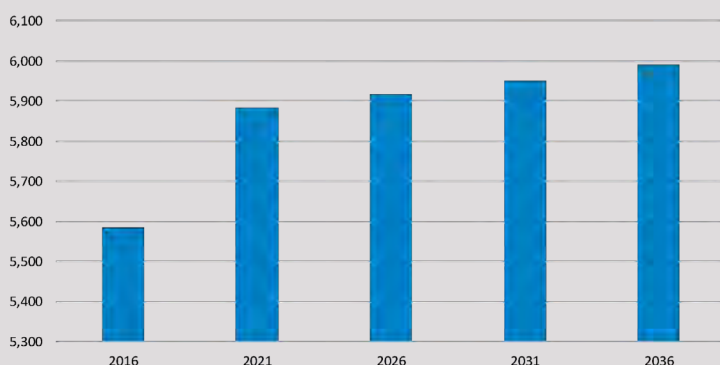
Forecast Population Change: Increase of 47% (5,210 people)

The biggest changes for the Five Dock / Canada Bay community from 2016 to 2036 are forecast to be:

- 25-34 years old – 82% (1,126 people) increase in population representing 17% of the local community compared to 13% of the local population in 2016
- 70-84 years old – 71% (665 people) increase in population representing 10% of the local community compared to 8% of the local population in 2016
- 50-59 years old – 24% (360 people) decrease in population representing 11% of the local community compared to 13% of the local population in 2016
- 35 - 49 years old – the largest representation at 25% in 2016 with a forecast of 23% in 2036



Forecast Residential Dwelling Increase



It is anticipated that an additional 2,230 dwellings will be constructed by 2036, resulting in a 49.7% increase.

Mortlake - Parks and Community



Currently, no parks in Mortlake feature any play equipment for any age and/or ability.

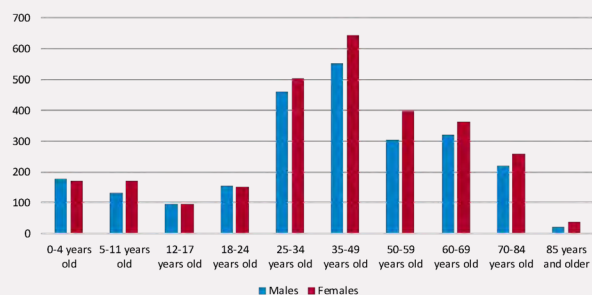
However, there are plans to enhance Wangal Reserve.

Mortlake / Breakfast Point - Community Profile

2016 Census

Population information is based upon place of usual residence of those who participated in the Australian Bureau of Statistics 2016 Census.

PEOPLE



2.3
people per household

497
families with children under 15 years old

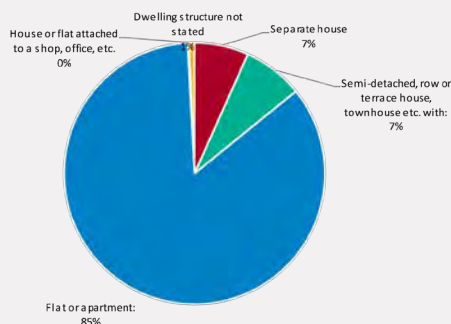
23%
lone-person households

23%
people aged 55 to 84 years old undertake unpaid child care

2%
people requiring assistance with core activities

\$114,400
median total household income per annum

DWELLINGS - OCCUPIED



91%
people reside in properties with limited private outdoor space



5,251
people

47%
Male

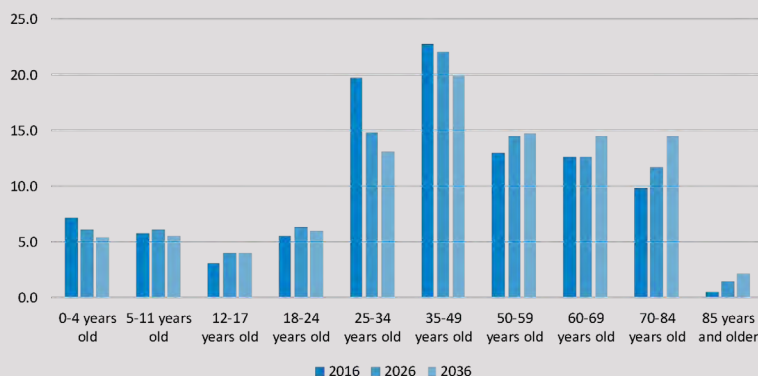
53%
Female

Forecast Projection - Mortlake / Breakfast Point

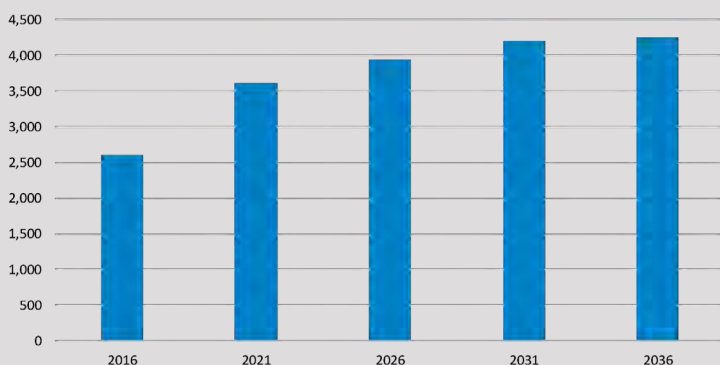
Forecast Population Change: Increase of 58% (3,170 people)

The biggest changes for the Mortlake / Breakfast Point community from 2016 to 2036 are forecast to be:

- 25-34 years old – 5% (52 people) the largest change in community representation at 20% in 2016 with a forecast of 13% in 2036
- Over 85 years old – 578% (156 people) increase in population representing 2% of the local community compared to 0.5% of the local population in 2016
- 70 - 84 years old – 132% (715 people) increase in population representing 14% of the local community compared to 10% of the local population in 2016
- 35 - 49 years old – the largest representation at 23% in 2016 with a forecast of 20% in 2036



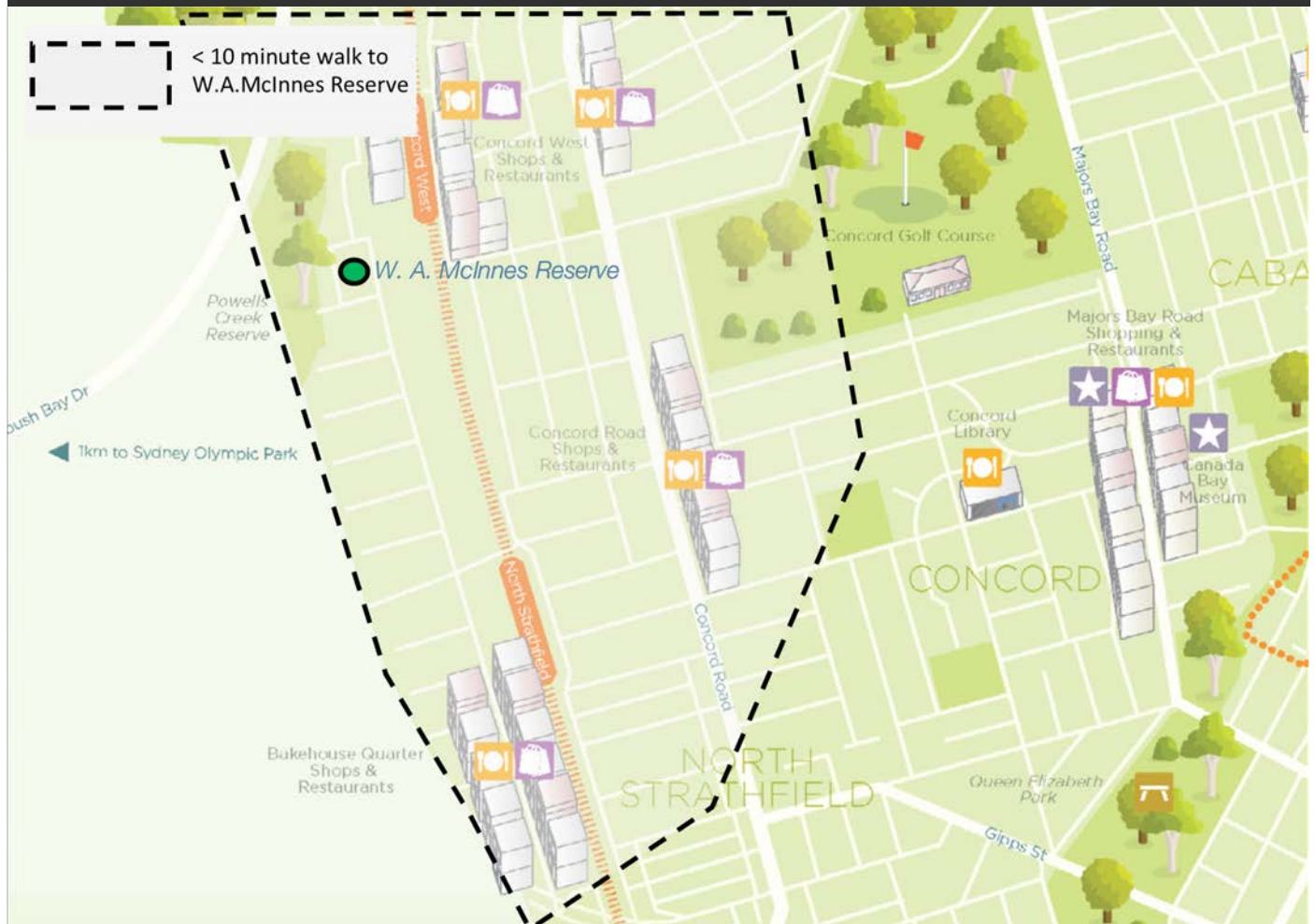
Forecast Residential Dwelling Increase



It is anticipated that an additional 1,640 dwellings will be constructed by 2036, resulting in a 62.3% increase.

Source: id The Population Experts

North Strathfield - Parks and Community



W.A. McInnes Reserve

North Strathfield - Outdoor Spaces Features

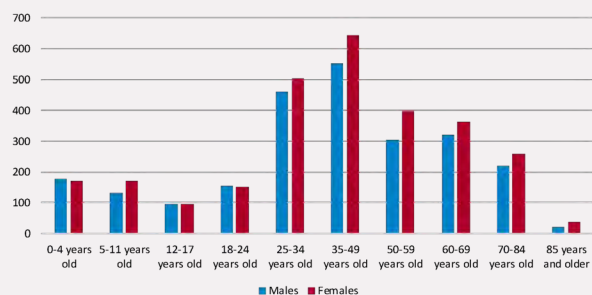
Park	Associated Infrastructure							Play Equipment					
	Toilets	Bins	Seating	Drinking Fountain	Picnic Tables	BBQ	Other	Year Installed	Age Suitability	Shade	Surface	Fencing	Features
W.A. McInnes Reserve	✗	✗	✓	✗	✗	✗		2000	Under 4 years old	Natural	Bark Mulch / Sand	Yes	<ul style="list-style-type: none"> • combo unit with slide • sand pit • see-saw

North Strathfield - Community Profile

2016 Census

Population information is based upon place of usual residence of those who participated in the Australian Bureau of Statistics 2016 Census.

PEOPLE



2.7
people per household

457
families with children under 15 years old

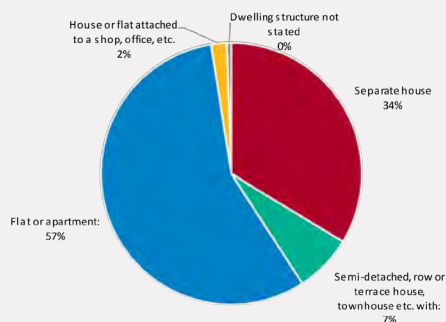
20%
lone-person households

15%
people aged 55 to 84 years old undertake unpaid child care

3%
people requiring assistance with core activities

\$102,388
median total household income per annum

DWELLINGS - OCCUPIED



62%
people reside in properties with limited private outdoor space



4,767
people

50%
Male

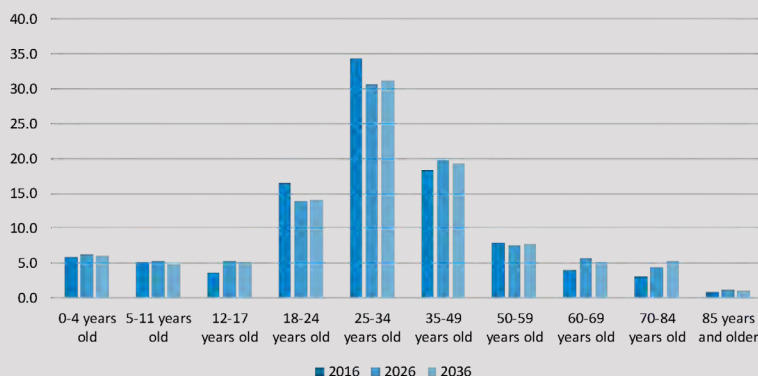
50%
Female

Forecast Projection - North Strathfield

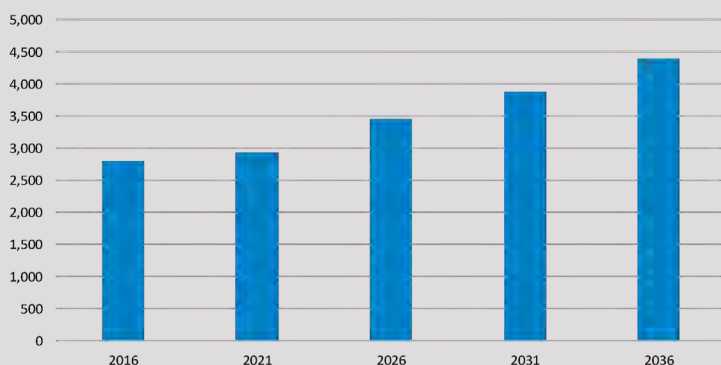
Forecast Population Change: Increase of 53% (4,129 people)

The biggest changes for the North Strathfield community from 2016 to 2036 are forecast to be:

- 25-34 years old – 39% (1036 people) the largest change in community representation at 31% in 2016 with a forecast of 34% in 2036
- 35 - 49 years old – 61% (871 people) increase in population representing 19% of the local community compared to 18% of the local population in 2016
- 18-24 years old – 31% (399 people) decrease in population representing 14% of the local community compared to 16% of the local population in 2016
- 25 - 34 years old – the largest representation at 34% in 2016 with a forecast of 31% in 2036



Forecast Residential Dwelling Increase



It is anticipated that an additional 1,599 dwellings will be constructed by 2036, resulting in a 56.9% increase.

Rhodes - Parks and Community



Hoskins Reserve



McIlwaine Reserve



Mill Park



Peg Patterson Reserve








































Phoenix Park



Rhodes Foreshore Park

Rhodes - Outdoor Spaces Features

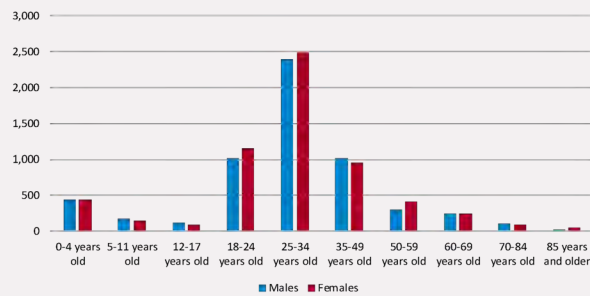
Park	Associated Infrastructure							Play Equipment					
	Toilets	Bins	Seating	Drinking Fountain	Picnic Tables	BBQ	Other	Year Installed	Age Suitability	Shade	Surface	Fencing	Features
Hoskins Reserve							 <ul style="list-style-type: none"> • Rhodes Community Garden Close to Rhodes Train Station 	2015	2-8 years old	Cloth	Soft fall	No	<ul style="list-style-type: none"> • swings • sand pit • see-saw • springer • climbing structure • balancing • steps • slide
McIlwaine Reserve							<ul style="list-style-type: none"> • Waterside • Off-leash dog activity permitted at northern end before 9am and after 5pm 	2009	All	Cloth and natural	Soft fall and sand	Yes	<ul style="list-style-type: none"> • combo unit with slide • springer • rope climbing frame • boat • swings • spinning tea cup • carousel • monkey bars • climbing
Mill Park							<ul style="list-style-type: none"> • Waterside • Off-leash dog activity permitted at northern end before 9am and after 5pm 	2012	All Ages	Natural	Soft fall	No	<ul style="list-style-type: none"> • outdoor fitness centre
Peg Patterson Park							Near Rhodes Shopping Centre	2008	Under 4 years old	Cloth	Soft fall	No	<ul style="list-style-type: none"> • combo unit with slides • native animal springers • swings - toddler and child • monkey bars • table tennis
Phoenix Park							Off-leash dog activity permitted at the lower park	2016	All	Cloth	Soft Fall	No	<ul style="list-style-type: none"> • slide • climbing net • imaginative play • birds nest • swing • cave
Rhodes Foreshore Park							<ul style="list-style-type: none"> • Waterside • Adjacent to The Connection and cafe • Accessible via foreshore path 	2017/18	2-8 years old	Cloth	Soft Fall	Yes	<ul style="list-style-type: none"> • slides • birds nest • swing • 6 seater see-saw • spinning disc • balancing beams • small water play area

Rhodes - Community Profile

2016 Census

Population information is based upon place of usual residence of those who participated in the Australian Bureau of Statistics 2016 Census.

PEOPLE



2.4
people per household

938
families with children under 15 years old

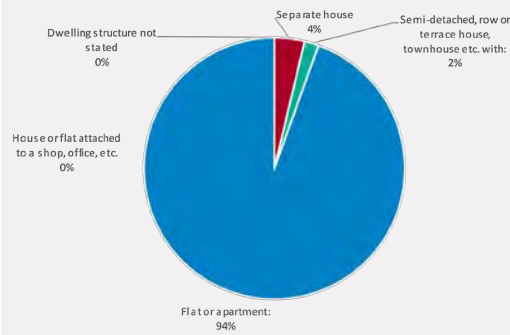
20%
lone-person households

21%
people aged 55 to 84 years old undertake unpaid child care

1%
people requiring assistance with core activities

\$88,036
median total household income per annum

DWELLINGS - OCCUPIED



93%
people reside in properties with limited private outdoor space



11,906
people

49%
Male

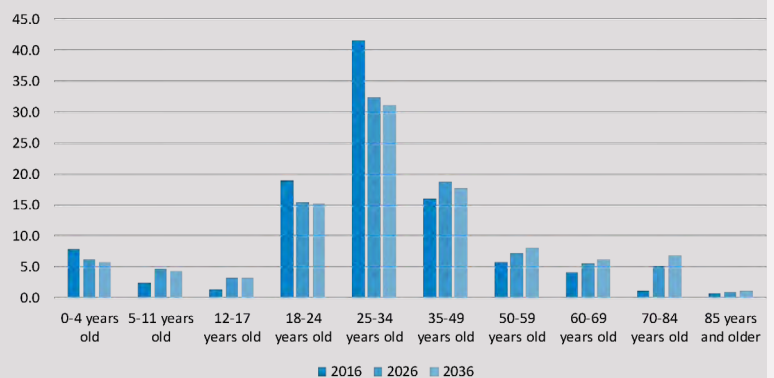
51%
Female

Forecast Projection - Rhodes

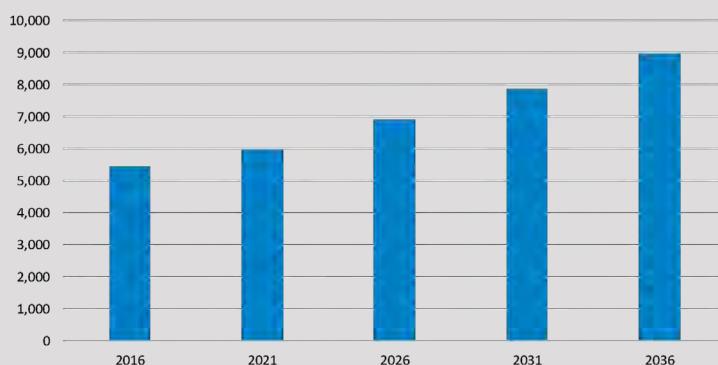
Forecast Population Change: Increase of 61% (7,516 people)

The biggest changes for the Rhodes community from 2016 to 2036 are forecast to be:

- 70-84 years old – 864% (1,218 people) increase in population representing 7% of the local community compared to 1% of the local population in 2016
- 35-49 years old – 78% (1,564 people) increase in population representing 18% of the local community compared to 16% of the local population in 2016
- 25-34 years old – 20% (1,564 people) increase in population representing 31% of the local community compared to 42% of the local population in 2016 (significant decrease in representation, though continuing to represent the largest segment)
- 12-17 years old – 487% (266 people) increase in local representation by 300%




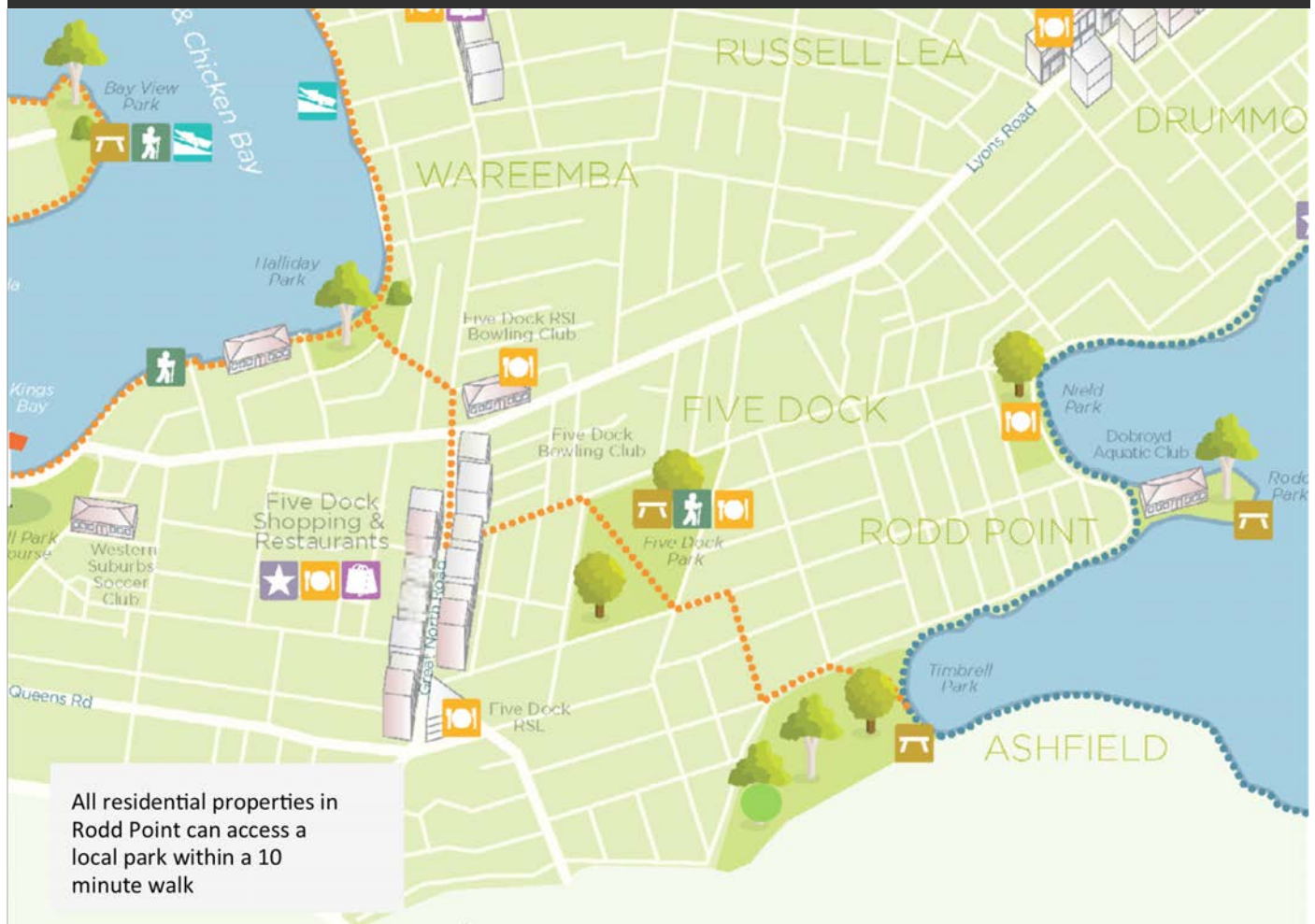
Forecast Residential Dwelling Increase



It is anticipated that an additional 3,536 dwellings will be constructed by 2036, resulting in a 64.9% increase.

Adjacent Liberty Grove is anticipated to house an additional 14 dwellings, resulting in a 1.7% increase.

Rodd Point- Parks and Community



Rodd Point - Outdoor Spaces Features

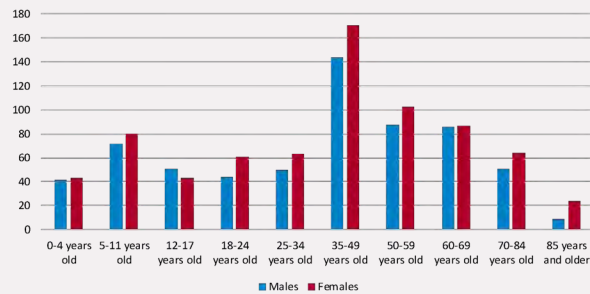
Park	Associated Infrastructure							Play Equipment					
	Toilets	Bins	Seating	Drinking Fountain	Picnic Tables	BBQ	Other	Year Installed	Age Suitability	Shade	Surface	Fencing	Features
Nield Park	✓	✓	✓	✗	✗	✗	<ul style="list-style-type: none"> Water views Cafe Adjacent to the Bay Run 	2017	All	Cloth	Bark Mulch / Soft Fall	No	<ul style="list-style-type: none"> combo unit with slide springer balance beams and stepping logs swings carousel

Rodd Point - Community Profile

2016 Census

Population information is based upon place of usual residence of those who participated in the Australian Bureau of Statistics 2016 Census.

PEOPLE



2.8
people per household

170
families with children under 15 years old

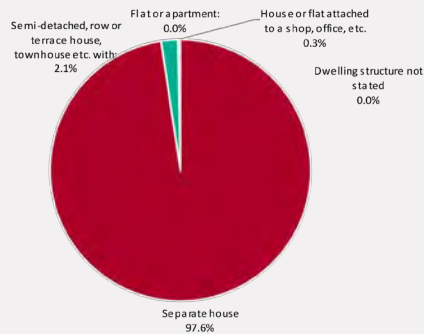
19%
lone-person households

24%
people aged 55 to 84 years old undertake unpaid child care

4%
people requiring assistance with core activities

\$119,496
median total household income per annum

DWELLINGS - OCCUPIED



7%
people reside in properties with limited private outdoor space



1,376
people

46%
Male

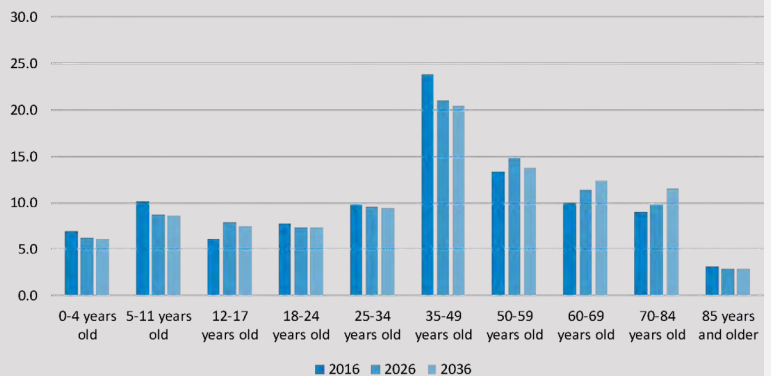
54%
Female

Forecast Projection - Rodd Point / Russell Lea

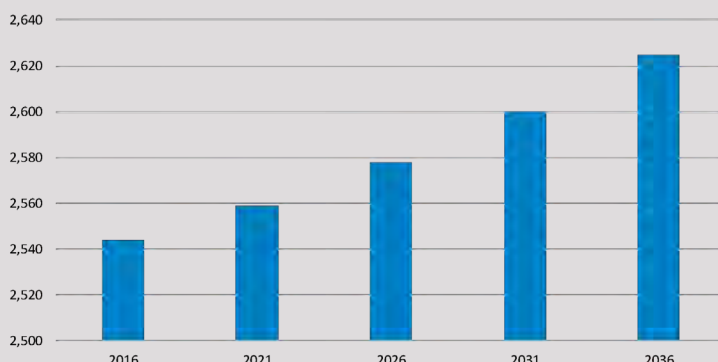
Forecast Population Change: Increase of 1% (61 people)

The biggest changes for the Rodd Point / Russell Lea community from 2016 to 2036 are forecast to be:

- 70-84 years old – 30% (117 people) increase in population representing 12% of the local community compared to 9% of the local population in 2016
- 60-69 years old – 24% (213 people) increase in population representing 12% of the local community compared to 10% of the local population in 2016
- 35-49 years old – 13% (159 people) decrease in population representing 20% of the local community compared to 24% of the local population in 2016
- 12-17 years old – 24% (95 people) increase in population representing 7% of the local community compared to 6% of the local population in 2016




Forecast Residential Dwelling Increase



It is anticipated that an additional 81 dwellings will be constructed by 2036, resulting in a 3.1% increase.

Russell Lea- Parks and Community



Russell Lea - Outdoor Spaces Features

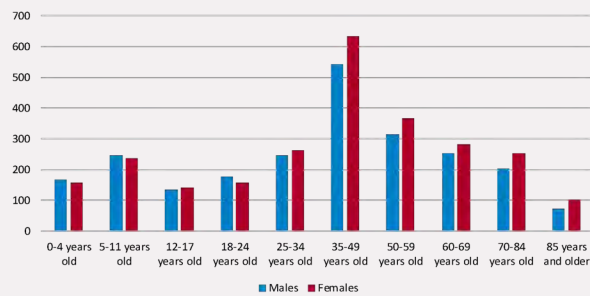
Park	Associated Infrastructure							Play Equipment					
	Toilets	Bins	Seating	Drinking Fountain	Picnic Tables	BBQ	Other	Year Installed	Age Suitability	Shade	Surface	Fencing	Features
Sibbick Street Reserve	✗	✓	✓	✗	✗	✗		2017	All	Cloth	Bark Mulch / Soft Fall	Partial	<ul style="list-style-type: none"> • combo unit with slides • rope spinner • balance beams and stepping logs • basket swing • half basketball court

Russell Lea - Community Profile

2016 Census

Population information is based upon place of usual residence of those who participated in the Australian Bureau of Statistics 2016 Census.

PEOPLE



2.7
people per household

548
families with children under 15 years old

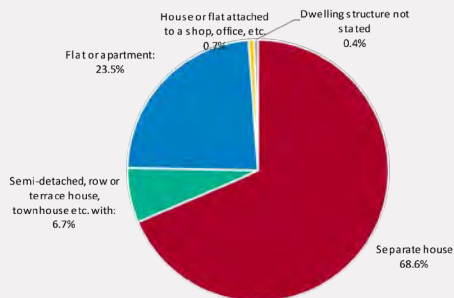
24%
lone-person households

16%
people aged 55 to 84 years old undertake unpaid child care

5%
people requiring assistance with core activities

\$111,696
median total household income per annum

DWELLINGS - OCCUPIED



23%
people reside in properties with limited private outdoor space



5,001
people

48%
Male

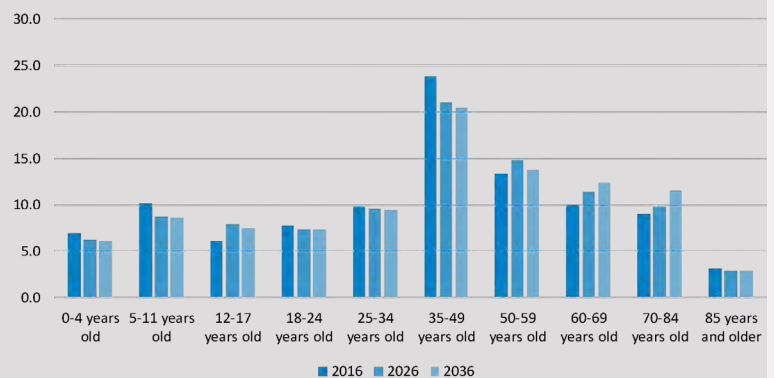
52%
Female

Forecast Projection - Rodd Point / Russell Lea

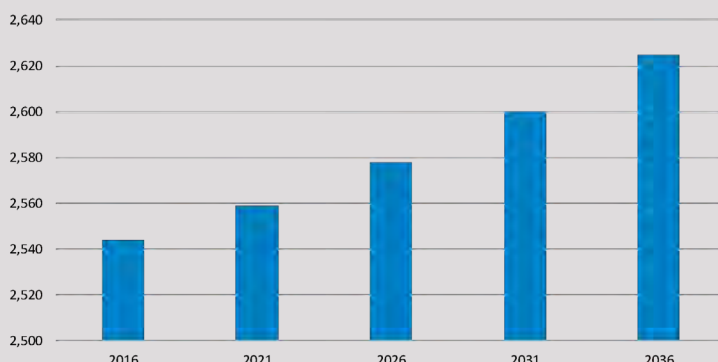
Forecast Population Change: Increase of 1% (61 people)

The biggest changes for the Rodd Point / Russell Lea community from 2016 to 2036 are forecast to be:

- 70-84 years old – 30% (117 people) increase in population representing 12% of the local community compared to 9% of the local population in 2016
- 60-69 years old – 24% (213 people) increase in population representing 12% of the local community compared to 10% of the local population in 2016
- 35-49 years old – 13% (159 people) decrease in population representing 20% of the local community compared to 24% of the local population in 2016
- 12-17 years old – 24% (95 people) increase in population representing 7% of the local community compared to 6% of the local population in 2016



Forecast Residential Dwelling Increase



It is anticipated that an additional 81 dwellings will be constructed by 2036, resulting in a 3.1% increase.

Wareemba - Parks and Community



Coralie Reserve

Wareemba - Outdoor Spaces Features

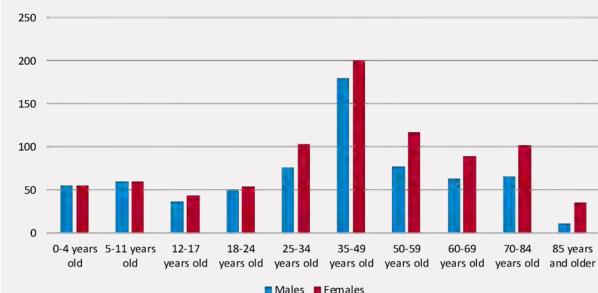
Park	Associated Infrastructure						Play Equipment						
	Toilets	Bins	Seating	Drinking Fountain	Picnic Tables	BBQ	Other	Year Installed	Age Suitability	Shade	Surface	Fencing	Features
Coralie Reserve	✗	✓	✓	✓	✗	✗	Close proximity to Wareemba Shopping Village	2006 partial upgrade	Under 4 years old	Natural	Bark Mulch	No	<ul style="list-style-type: none"> small combo unit with slide swing springer

Wareemba - Community Profile

2016 Census

Population information is based upon place of usual residence of those who participated in the Australian Bureau of Statistics 2016 Census.

PEOPLE



2.6
people per household

177
families with children under 15 years old

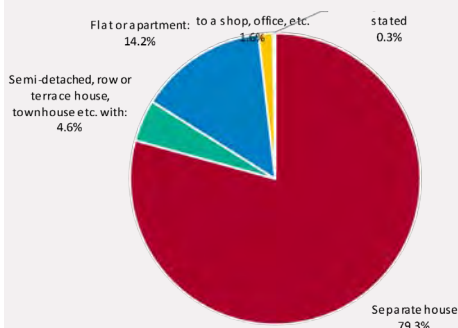
24%
lone-person households

20%
people aged 55 to 84 years old undertake unpaid child care

6%
people requiring assistance with core activities

\$106,236
median total household income per annum

DWELLINGS - OCCUPIED



37%
people reside in properties with limited private outdoor space



1,546
people

45%
Male

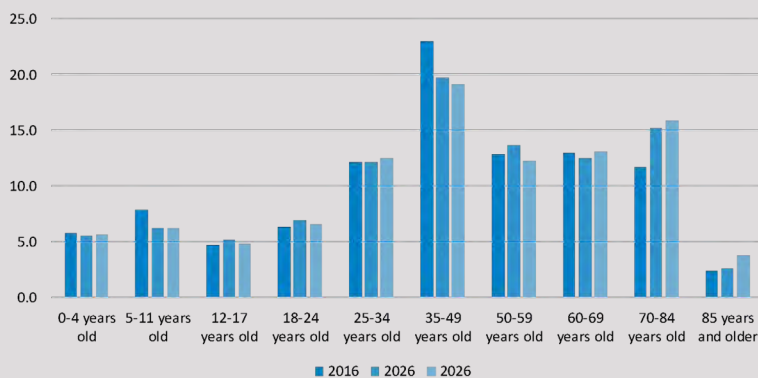
55%
Female

Forecast Projection - Abbotsford and Wareemba

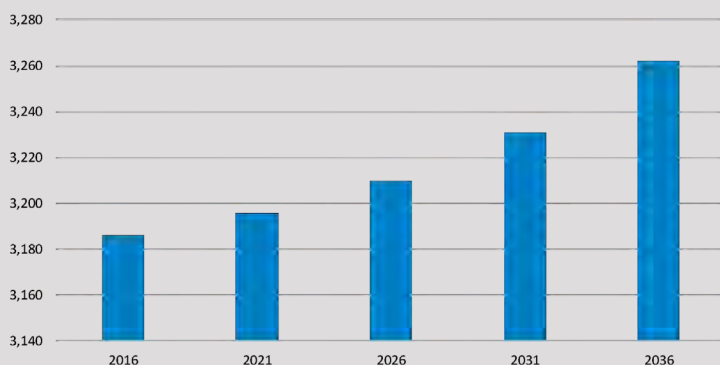
Forecast Population Change: Increase of 0.03% (2 people)

The biggest changes for the Abbotsford-Wareemba community from 2016 to 2036 are forecast to be:

- over 85 years old – 55% (98 people) increase in population representing 4% of the local community compared to 2% of the local population in 2016
- 70-84 years old – 37% (313 people) increase in population representing 16% of the local community compared to 12% of the local population in 2016
- 5-11 years old – 21% (122 people) decrease in population representing 6% of the local community compared to 8% of the local population in 2016
- 35-49 years old – 17% (283 people) decrease in population representing 19% of the local community compared to 23% of the local population in 2016



Forecast Residential Dwelling Increase



It is anticipated that an additional 76 dwellings will be constructed by 2036, resulting in a 2% increase.

Source: .id The Population Experts

Appendix II: Children's Completed Activities

LET'S ALL PLAY

ACTIVITY ONE: EXPERIENCES

1. [Icon: Slide]
2. [Icon: Swing]
3. [Icon: Sandpit]
4. [Icon: Climbing frame]

First Name: ROBA-NITA
Age: 8
Suburb: 824thner

ACTIVITY TWO: SELECT UP TO 8 OF THE PLAY EQUIPMENT ICONS TO DESIGN A PARK

LET'S ALL PLAY

ACTIVITY ONE: EXPERIENCES

1. [Icon: Slide]
2. [Icon: Swing]
3. [Icon: Sandpit]
4. [Icon: Climbing frame]

First Name: 124th
Age: 6
Suburb: 124th

ACTIVITY TWO: SELECT UP TO 8 OF THE PLAY EQUIPMENT ICONS TO DESIGN A PARK

LET'S ALL PLAY

ACTIVITY ONE: EXPERIENCES

1. [Icon: Slide]
2. [Icon: Swing]
3. [Icon: Sandpit]
4. [Icon: Climbing frame]

First Name: 124th
Age: 5
Suburb: Columbo

ACTIVITY TWO: SELECT UP TO 8 OF THE PLAY EQUIPMENT ICONS TO DESIGN A PARK

LET'S ALL PLAY

ACTIVITY ONE: EXPERIENCES

1. [Icon: Slide]
2. [Icon: Swing]
3. [Icon: Sandpit]
4. [Icon: Climbing frame]

First Name: 124th
Age: 5
Suburb: Columbo

ACTIVITY TWO: SELECT UP TO 8 OF THE PLAY EQUIPMENT ICONS TO DESIGN A PARK

LET'S ALL PLAY

ACTIVITY ONE: EXPERIENCES

1. [Icon: Slide]
2. [Icon: Swing]
3. [Icon: Sandpit]
4. [Icon: Climbing frame]

First Name: 124th
Age: 5
Suburb: 124th

ACTIVITY TWO: SELECT UP TO 8 OF THE PLAY EQUIPMENT ICONS TO DESIGN A PARK

LET'S ALL PLAY

ACTIVITY ONE: EXPERIENCES

1. [Icon: Slide]
2. [Icon: Swing]
3. [Icon: Sandpit]
4. [Icon: Climbing frame]

First Name: ELAINE
Age: 5
Suburb: CHISWICK

ACTIVITY TWO: SELECT UP TO 8 OF THE PLAY EQUIPMENT ICONS TO DESIGN A PARK

LET'S ALL PLAY

ACTIVITY ONE: EXPERIENCES

1. [Icon: Slide]
2. [Icon: Swing]
3. [Icon: Sandpit]
4. [Icon: Climbing frame]

First Name: STEVEN
Age: 4
Suburb: CHISWICK

ACTIVITY TWO: SELECT UP TO 8 OF THE PLAY EQUIPMENT ICONS TO DESIGN A PARK

LET'S ALL PLAY

ACTIVITY ONE: EXPERIENCES

1. [Icon: Slide]
2. [Icon: Swing]
3. [Icon: Sandpit]
4. [Icon: Climbing frame]

First Name: Anika Naidu
Age: 4
Suburb: CHISWICK

ACTIVITY TWO: SELECT UP TO 8 OF THE PLAY EQUIPMENT ICONS TO DESIGN A PARK

LET'S ALL PLAY

ACTIVITY ONE: EXPERIENCES

- 1
- 2
- 3
- 4

First Name: KOMA-NITA
 Age: 8
 Suburb: CONCORD

ACTIVITY TWO: SELECT UP TO 8 OF THE PLAY EQUIPMENT ICONS TO DESIGN A PARK

LET'S ALL PLAY

ACTIVITY ONE: EXPERIENCES

- 1
- 2
- 3
- 4

First Name: _____
 Age: _____
 Suburb: _____

ACTIVITY TWO: SELECT UP TO 8 OF THE PLAY EQUIPMENT ICONS TO DESIGN A PARK

LET'S ALL PLAY

ACTIVITY ONE: EXPERIENCES

- 1
- 2
- 3
- 4

First Name: Kyle
 Age: 9
 Suburb: CONCORD

ACTIVITY TWO: SELECT UP TO 8 OF THE PLAY EQUIPMENT ICONS TO DESIGN A PARK

LET'S ALL PLAY

ACTIVITY ONE: EXPERIENCES

- 1
- 2
- 3
- 4

First Name: _____
 Age: 3
 Suburb: CONCORD

ACTIVITY TWO: SELECT UP TO 8 OF THE PLAY EQUIPMENT ICONS TO DESIGN A PARK

LET'S ALL PLAY

ACTIVITY ONE: EXPERIENCES

- 1
- 2
- 3
- 4

First Name: CHARLOTTE
 Age: 10
 Suburb: LIBERTY GROVE

ACTIVITY TWO: SELECT UP TO 8 OF THE PLAY EQUIPMENT ICONS TO DESIGN A PARK

LET'S ALL PLAY

ACTIVITY ONE: EXPERIENCES

- 1
- 2
- 3
- 4

First Name: ELISA
 Age: 12
 Suburb: CONCORD

ACTIVITY TWO: SELECT UP TO 8 OF THE PLAY EQUIPMENT ICONS TO DESIGN A PARK

LET'S ALL PLAY

ACTIVITY ONE: EXPERIENCES

- 1
- 2
- 3
- 4

First Name: JOSE LUNA
 Age: 16
 Suburb: CONCORD

ACTIVITY TWO: SELECT UP TO 8 OF THE PLAY EQUIPMENT ICONS TO DESIGN A PARK

LET'S ALL PLAY

ACTIVITY ONE: EXPERIENCES

- 1
- 2
- 3
- 4

First Name: PAGE
 Age: 10
 Suburb: WICKHAM

ACTIVITY TWO: SELECT UP TO 8 OF THE PLAY EQUIPMENT ICONS TO DESIGN A PARK

LET'S ALL PLAY

ACTIVITY ONE: EXPERIENCES

- 1
- 2
- 3
- 4

First Name: COOPER
 Age: 7
 Suburb: LIBERTY GROVE

ACTIVITY TWO: SELECT UP TO 8 OF THE PLAY EQUIPMENT ICONS TO DESIGN A PARK

LET'S ALL PLAY

ACTIVITY ONE: EXPERIENCES

- 1
- 2
- 3
- 4

First Name: ABRIE
 Age: 3
 Suburb: ASHFORD

ACTIVITY TWO: SELECT UP TO 8 OF THE PLAY EQUIPMENT ICONS TO DESIGN A PARK

LET'S ALL PLAY

ACTIVITY ONE: EXPERIENCES

-
-
-
-

First Name: Cody
Age: 9
Suburb: Liberty Grove

ACTIVITY TWO: SELECT UP TO 8 OF THE PLAY EQUIPMENT ICONS TO DESIGN A PARK

LET'S ALL PLAY

ACTIVITY ONE: EXPERIENCES

-
-
-
-

First Name: Emily
Age: 30
Suburb: Concord

ACTIVITY TWO: SELECT UP TO 8 OF THE PLAY EQUIPMENT ICONS TO DESIGN A PARK

LET'S ALL PLAY

ACTIVITY ONE: EXPERIENCES

-
-
-
-

First Name: Elton
Age: 14
Suburb: Concord

ACTIVITY TWO: SELECT UP TO 8 OF THE PLAY EQUIPMENT ICONS TO DESIGN A PARK

LET'S ALL PLAY

ACTIVITY ONE: EXPERIENCES

-
-
-
-

First Name: Grace
Age: 8
Suburb: Liberty Grove

ACTIVITY TWO: SELECT UP TO 8 OF THE PLAY EQUIPMENT ICONS TO DESIGN A PARK

LET'S ALL PLAY

ACTIVITY ONE: EXPERIENCES

-
-
-
-

First Name: Grace
Age: 8
Suburb: Liberty Grove

ACTIVITY TWO: SELECT UP TO 8 OF THE PLAY EQUIPMENT ICONS TO DESIGN A PARK

LET'S ALL PLAY

ACTIVITY ONE: EXPERIENCES

-
-
-
-

First Name: Emily
Age: 30
Suburb: Concord

ACTIVITY TWO: SELECT UP TO 8 OF THE PLAY EQUIPMENT ICONS TO DESIGN A PARK

LET'S ALL PLAY

ACTIVITY ONE: EXPERIENCES

-
-
-
-

David:
First Name: David
Age: 5
Suburb: Concord

ACTIVITY TWO: SELECT UP TO 8 OF THE PLAY EQUIPMENT ICONS TO DESIGN A PARK

LET'S ALL PLAY

ACTIVITY ONE: EXPERIENCES

-
-
-
-

First Name: Emily
Age: 2
Suburb: Mendocino 24P

ACTIVITY TWO: SELECT UP TO 8 OF THE PLAY EQUIPMENT ICONS TO DESIGN A PARK

LET'S ALL PLAY

ACTIVITY ONE: EXPERIENCES

-
-
-
-

First Name: Caitlyn
Age: 6
Suburb: Liberty Grove

ACTIVITY TWO: SELECT UP TO 8 OF THE PLAY EQUIPMENT ICONS TO DESIGN A PARK

LET'S ALL PLAY

ACTIVITY ONE: EXPERIENCES

-
-
-
-

First Name: Alexia
Age: 4
Suburb: Concord

ACTIVITY TWO: SELECT UP TO 8 OF THE PLAY EQUIPMENT ICONS TO DESIGN A PARK

LET'S ALL PLAY

ACTIVITY ONE: EXPERIENCES

- 1
- 2
- 3
- 4

First Name: Aaka
Age: 6
Suburb: ASHFIELD

ACTIVITY TWO: SELECT UP TO 8 OF THE PLAY EQUIPMENT ICONS TO DESIGN A PARK

LET'S ALL PLAY

ACTIVITY ONE: EXPERIENCES

- 1
- 2
- 3
- 4

First Name: Mack
Age: 10
Suburb: Sanctuary Grove

ACTIVITY TWO: SELECT UP TO 8 OF THE PLAY EQUIPMENT ICONS TO DESIGN A PARK

LET'S ALL PLAY

ACTIVITY ONE: EXPERIENCES

- 1
- 2
- 3
- 4

First Name: Amia
Age: 7
Suburb: Liberty Grove

ACTIVITY TWO: SELECT UP TO 8 OF THE PLAY EQUIPMENT ICONS TO DESIGN A PARK

LET'S ALL PLAY

ACTIVITY ONE: EXPERIENCES

- 1
- 2
- 3
- 4

First Name: RHEA
Age: 5
Suburb: CONCORD

ACTIVITY TWO: SELECT UP TO 8 OF THE PLAY EQUIPMENT ICONS TO DESIGN A PARK

LET'S ALL PLAY

ACTIVITY ONE: EXPERIENCES

- 1 Start of Soccer League
- 2 Monkey Bars
- 3 Water Play
- 4 Zipliner

First Name: Nico
Age: 10
Suburb: Casula Bay

ACTIVITY TWO: SELECT UP TO 8 OF THE PLAY EQUIPMENT ICONS TO DESIGN A PARK

LET'S ALL PLAY

ACTIVITY ONE: EXPERIENCES

- 1
- 2
- 3
- 4

First Name: Pinkie
Age: 7
Suburb: Liberty Grove

ACTIVITY TWO: SELECT UP TO 8 OF THE PLAY EQUIPMENT ICONS TO DESIGN A PARK

LET'S ALL PLAY

ACTIVITY ONE: EXPERIENCES

- 1
- 2
- 3
- 4

First Name: Maddie
Age: 7
Suburb: Balmayn

ACTIVITY TWO: SELECT UP TO 8 OF THE PLAY EQUIPMENT ICONS TO DESIGN A PARK

LET'S ALL PLAY

ACTIVITY ONE: EXPERIENCES

- 1
- 2
- 3
- 4

First Name: Perry
Age: 8
Suburb: Sanctuary Bay

ACTIVITY TWO: SELECT UP TO 8 OF THE PLAY EQUIPMENT ICONS TO DESIGN A PARK

LET'S ALL PLAY

ACTIVITY ONE: EXPERIENCES

- 1
- 2
- 3
- 4

First Name: Adams
Age: 4
Suburb: Five Dock

ACTIVITY TWO: SELECT UP TO 8 OF THE PLAY EQUIPMENT ICONS TO DESIGN A PARK

LET'S ALL PLAY

ACTIVITY ONE: EXPERIENCES

- 1
- 2
- 3
- 4

First Name: Amelia
Age: 25
Suburb: St. George's

ACTIVITY TWO: SELECT UP TO 8 OF THE PLAY EQUIPMENT ICONS TO DESIGN A PARK

LET'S ALL PLAY

ACTIVITY ONE: EXPERIENCES

- 1
- 2
- 3
- 4

First Name: Louisa
Age: 7
Suburb: Concord

ACTIVITY TWO: SELECT UP TO 8 OF THE PLAY EQUIPMENT ICONS TO DESIGN A PARK

LET'S ALL PLAY

ACTIVITY ONE: EXPERIENCES

- 1
- 2
- 3
- 4

First Name: Malina
Age: 2
Suburb: Concord

ACTIVITY TWO: SELECT UP TO 8 OF THE PLAY EQUIPMENT ICONS TO DESIGN A PARK

LET'S ALL PLAY

ACTIVITY ONE: EXPERIENCES

- 1
- 2
- 3
- 4

First Name: John
Age: 6 months
Suburb: Concord Bay

ACTIVITY TWO: SELECT UP TO 8 OF THE PLAY EQUIPMENT ICONS TO DESIGN A PARK

LET'S ALL PLAY

ACTIVITY ONE: EXPERIENCES

- 1
- 2
- 3
- 4

First Name: Jack
Age: 2
Suburb: Concord Bay

ACTIVITY TWO: SELECT UP TO 8 OF THE PLAY EQUIPMENT ICONS TO DESIGN A PARK

LET'S ALL PLAY

ACTIVITY ONE: EXPERIENCES

- 1 Sport & Soccer, tennis
- 2 Monkey bars
- 3 Water Play
- 4 Zipliner

First Name: Nico
Age: 10
Suburb: Concord Bay

ACTIVITY TWO: SELECT UP TO 8 OF THE PLAY EQUIPMENT ICONS TO DESIGN A PARK

LET'S ALL PLAY

ACTIVITY ONE: EXPERIENCES

- 1
- 2
- 3
- 4

First Name: GRACE
Age: 8
Suburb: CONCORD

ACTIVITY TWO: SELECT UP TO 8 OF THE PLAY EQUIPMENT ICONS TO DESIGN A PARK

LET'S ALL PLAY

ACTIVITY ONE: EXPERIENCES

- 1
- 2
- 3
- 4

First Name: Liam
Age: 3
Suburb: Concord

ACTIVITY TWO: SELECT UP TO 8 OF THE PLAY EQUIPMENT ICONS TO DESIGN A PARK

LET'S ALL PLAY

ACTIVITY ONE: EXPERIENCES

- 1
- 2
- 3
- 4

First Name: John
Age: 2-5
Suburb: First Bank

ACTIVITY TWO: SELECT UP TO 8 OF THE PLAY EQUIPMENT ICONS TO DESIGN A PARK

LET'S ALL PLAY

ACTIVITY ONE: EXPERIENCES

- 1
- 2
- 3

First Name: Sienna
Age: 2 1/2
Suburb: Russell Lea

ACTIVITY TWO: SELECT UP TO 8 OF THE PLAY EQUIPMENT ICONS TO DESIGN A PARK

LET'S ALL PLAY

ACTIVITY ONE: EXPERIENCES

- 1
- 2
- 3
- 4

First Name: Grace
Age: 9
Suburb: Concord

ACTIVITY TWO: SELECT UP TO 8 OF THE PLAY EQUIPMENT ICONS TO DESIGN A PARK

LET'S ALL PLAY

ACTIVITY ONE: EXPERIENCES

-
-
-
-

First Name: Wendy Ho
 Age: 35
 Suburb: Abbotsford

ACTIVITY TWO: SELECT UP TO 8 OF THE PLAY EQUIPMENT ICONS TO DESIGN A PARK

LET'S ALL PLAY

ACTIVITY ONE: EXPERIENCES

-
-
-
-

First Name: Chen
 Age: 5
 Suburb: Langley

ACTIVITY TWO: SELECT UP TO 8 OF THE PLAY EQUIPMENT ICONS TO DESIGN A PARK

LET'S ALL PLAY

ACTIVITY ONE: EXPERIENCES

-
-
-
-

First Name: Lily Ngan
 Age: 18 months
 Suburb: Canada Bay

ACTIVITY TWO: SELECT UP TO 8 OF THE PLAY EQUIPMENT ICONS TO DESIGN A PARK

LET'S ALL PLAY

ACTIVITY ONE: EXPERIENCES

-
-
-
-

First Name: Elisa @ work
 Age: 30
 Suburb: Langley

ACTIVITY TWO: SELECT UP TO 8 OF THE PLAY EQUIPMENT ICONS TO DESIGN A PARK

LET'S ALL PLAY

ACTIVITY ONE: EXPERIENCES

-
-
-
-

First Name: Wendy Ho
 Age: 35
 Suburb: Abbotsford

ACTIVITY TWO: SELECT UP TO 8 OF THE PLAY EQUIPMENT ICONS TO DESIGN A PARK

LET'S ALL PLAY

ACTIVITY ONE: EXPERIENCES

-
-
-
-

First Name: Wendy Ho
 Age: 35
 Suburb: Abbotsford

ACTIVITY TWO: SELECT UP TO 8 OF THE PLAY EQUIPMENT ICONS TO DESIGN A PARK

LET'S ALL PLAY

ACTIVITY ONE: EXPERIENCES

-
-
-
-

First Name: Nina
 Age: 4
 Suburb: Abbotsford

ACTIVITY TWO: SELECT UP TO 8 OF THE PLAY EQUIPMENT ICONS TO DESIGN A PARK

LET'S ALL PLAY

ACTIVITY ONE: EXPERIENCES

-
-
-
-

First Name: Robert Porco
 Age: 35
 Suburb: Canada Bay

ACTIVITY TWO: SELECT UP TO 8 OF THE PLAY EQUIPMENT ICONS TO DESIGN A PARK

LET'S ALL PLAY

ACTIVITY ONE: EXPERIENCES

-
-
-
-

First Name: Elisa @ work
 Age: 30
 Suburb: Langley

ACTIVITY TWO: SELECT UP TO 8 OF THE PLAY EQUIPMENT ICONS TO DESIGN A PARK

LET'S ALL PLAY

ACTIVITY ONE: EXPERIENCES

-
-
-
-

First Name: Wendy Ho
 Age: 35
 Suburb: Abbotsford

ACTIVITY TWO: SELECT UP TO 8 OF THE PLAY EQUIPMENT ICONS TO DESIGN A PARK

LET'S ALL PLAY

ACTIVITY ONE: EXPERIENCES

-
-
-
-

First Name: Wendy
 Age: 5
 Suburb: Concord

ACTIVITY TWO: SELECT UP TO 8 OF THE PLAY EQUIPMENT ICONS TO DESIGN A PARK

LET'S ALL PLAY

ACTIVITY ONE: EXPERIENCES

-
-
-
-

First Name: Yvonne
 Age: 3
 Suburb: Concord

ACTIVITY TWO: SELECT UP TO 8 OF THE PLAY EQUIPMENT ICONS TO DESIGN A PARK

LET'S ALL PLAY

ACTIVITY ONE: EXPERIENCES

-
-
-
-

First Name: Wendy
 Age: 5
 Suburb: Concord

ACTIVITY TWO: SELECT UP TO 8 OF THE PLAY EQUIPMENT ICONS TO DESIGN A PARK

LET'S ALL PLAY

ACTIVITY ONE: EXPERIENCES

-
-
-
-

First Name: Ava
 Age: 5
 Suburb: Russell Lea

ACTIVITY TWO: SELECT UP TO 8 OF THE PLAY EQUIPMENT ICONS TO DESIGN A PARK

LET'S ALL PLAY

ACTIVITY ONE: EXPERIENCES

-
-
-
-

First Name: _____
 Age: _____
 Suburb: _____

ACTIVITY TWO: SELECT UP TO 8 OF THE PLAY EQUIPMENT ICONS TO DESIGN A PARK

LET'S ALL PLAY

ACTIVITY ONE: EXPERIENCES

-
-
-
-

First Name: Wendy
 Age: 5
 Suburb: Concord

ACTIVITY TWO: SELECT UP TO 8 OF THE PLAY EQUIPMENT ICONS TO DESIGN A PARK

LET'S ALL PLAY

ACTIVITY ONE: EXPERIENCES

-
-
-
-

First Name: Wendy
 Age: 5
 Suburb: Concord

ACTIVITY TWO: SELECT UP TO 8 OF THE PLAY EQUIPMENT ICONS TO DESIGN A PARK

LET'S ALL PLAY

ACTIVITY ONE: EXPERIENCES

-
-
-
-

First Name: _____
 Age: _____
 Suburb: _____

ACTIVITY TWO: SELECT UP TO 8 OF THE PLAY EQUIPMENT ICONS TO DESIGN A PARK

LET'S ALL PLAY

ACTIVITY ONE: EXPERIENCES

-
-
-
-

First Name: Rosalie
 Age: _____
 Suburb: _____

ACTIVITY TWO: SELECT UP TO 8 OF THE PLAY EQUIPMENT ICONS TO DESIGN A PARK

LET'S ALL PLAY

ACTIVITY ONE: EXPERIENCES

-
-
-
-

First Name: _____
 Age: _____
 Suburb: _____

ACTIVITY TWO: SELECT UP TO 8 OF THE PLAY EQUIPMENT ICONS TO DESIGN A PARK

LET'S ALL PLAY

ACTIVITY ONE: EXPERIENCES

- 1.
- 2.
- 3.
- 4.

First Name: _____
Age: _____
Suburb: _____

ACTIVITY TWO: SELECT UP TO 8 OF THE PLAY EQUIPMENT ICONS TO DESIGN A PARK

LET'S ALL PLAY

ACTIVITY ONE: EXPERIENCES

- 1.
- 2.
- 3.
- 4.

First Name: _____
Age: _____
Suburb: _____

ACTIVITY TWO: SELECT UP TO 8 OF THE PLAY EQUIPMENT ICONS TO DESIGN A PARK

LET'S ALL PLAY

ACTIVITY ONE: EXPERIENCES

- 1.
- 2.
- 3.
- 4.

First Name: Dorion
Age: 3
Suburb: Concord

ACTIVITY TWO: SELECT UP TO 8 OF THE PLAY EQUIPMENT ICONS TO DESIGN A PARK

LET'S ALL PLAY

ACTIVITY ONE: EXPERIENCES

- 1.
- 2.
- 3.
- 4.

First Name: Oscar
Age: 4
Suburb: Rhodes

ACTIVITY TWO: SELECT UP TO 8 OF THE PLAY EQUIPMENT ICONS TO DESIGN A PARK

LET'S ALL PLAY

ACTIVITY ONE: EXPERIENCES

- 1.
- 2.
- 3.
- 4.

First Name: Summer
Age: 4
Suburb: Epping

ACTIVITY TWO: SELECT UP TO 8 OF THE PLAY EQUIPMENT ICONS TO DESIGN A PARK

LET'S ALL PLAY

ACTIVITY ONE: EXPERIENCES

- 1.
- 2.
- 3.
- 4.

First Name: _____
Age: _____
Suburb: _____

ACTIVITY TWO: SELECT UP TO 8 OF THE PLAY EQUIPMENT ICONS TO DESIGN A PARK

LET'S ALL PLAY

ACTIVITY ONE: EXPERIENCES

- 1.
- 2.
- 3.
- 4.

First Name: _____
Age: _____
Suburb: _____

ACTIVITY TWO: SELECT UP TO 8 OF THE PLAY EQUIPMENT ICONS TO DESIGN A PARK

LET'S ALL PLAY

ACTIVITY ONE: EXPERIENCES

- 1.
- 2.
- 3.
- 4.

First Name: Isis Wilson
Age: 10
Suburb: Concord

ACTIVITY TWO: SELECT UP TO 8 OF THE PLAY EQUIPMENT ICONS TO DESIGN A PARK

LET'S ALL PLAY

ACTIVITY ONE: EXPERIENCES

- 1.
- 2.
- 3.
- 4.

First Name: Jayden
Age: 2
Suburb: Concord

ACTIVITY TWO: SELECT UP TO 8 OF THE PLAY EQUIPMENT ICONS TO DESIGN A PARK

LET'S ALL PLAY

ACTIVITY ONE: EXPERIENCES

- 1.
- 2.
- 3.
- 4.

First Name: Hugo
Age: 4
Suburb: _____

ACTIVITY TWO: SELECT UP TO 8 OF THE PLAY EQUIPMENT ICONS TO DESIGN A PARK

LET'S ALL PLAY

ACTIVITY ONE: EXPERIENCES

-
-
-
-

First Name: Nikita
Age: 4
Suburb: _____

ACTIVITY TWO: SELECT UP TO 8 OF THE PLAY EQUIPMENT ICONS TO DESIGN A PARK

LET'S ALL PLAY

ACTIVITY ONE: EXPERIENCES

-
-
-
-

First Name: Riyaan
Age: 4
Suburb: concord west

ACTIVITY TWO: SELECT UP TO 8 OF THE PLAY EQUIPMENT ICONS TO DESIGN A PARK

LET'S ALL PLAY

ACTIVITY ONE: EXPERIENCES

-
-
-
-

First Name: Alexander
Age: 3
Suburb: _____

ACTIVITY TWO: SELECT UP TO 8 OF THE PLAY EQUIPMENT ICONS TO DESIGN A PARK

LET'S ALL PLAY

ACTIVITY ONE: EXPERIENCES

-
-
-
-

First Name: Alicja
Age: 3
Suburb: concord

ACTIVITY TWO: SELECT UP TO 8 OF THE PLAY EQUIPMENT ICONS TO DESIGN A PARK

LET'S ALL PLAY

ACTIVITY ONE: EXPERIENCES

-
-
-
-

First Name: Marcus
Age: 3
Suburb: _____

ACTIVITY TWO: SELECT UP TO 8 OF THE PLAY EQUIPMENT ICONS TO DESIGN A PARK

LET'S ALL PLAY

ACTIVITY ONE: EXPERIENCES

-
-
-
-

First Name: Elanor
Age: 3
Suburb: _____

ACTIVITY TWO: SELECT UP TO 8 OF THE PLAY EQUIPMENT ICONS TO DESIGN A PARK

LET'S ALL PLAY

ACTIVITY ONE: EXPERIENCES

-
-
-
-

First Name: Ellie
Age: 2
Suburb: Concord West

ACTIVITY TWO: SELECT UP TO 8 OF THE PLAY EQUIPMENT ICONS TO DESIGN A PARK

LET'S ALL PLAY

ACTIVITY ONE: EXPERIENCES

-
-
-
-

First Name: Daniel
Age: 3
Suburb: _____

ACTIVITY TWO: SELECT UP TO 8 OF THE PLAY EQUIPMENT ICONS TO DESIGN A PARK

LET'S ALL PLAY

ACTIVITY ONE: EXPERIENCES

-
-
-
-

First Name: Archer
Age: 4
Suburb: silverwater

ACTIVITY TWO: SELECT UP TO 8 OF THE PLAY EQUIPMENT ICONS TO DESIGN A PARK

LET'S ALL PLAY

ACTIVITY ONE: EXPERIENCES

-
-
-
-

First Name: Mason
Age: 3
Suburb: _____

ACTIVITY TWO: SELECT UP TO 8 OF THE PLAY EQUIPMENT ICONS TO DESIGN A PARK

LET'S ALL PLAY

ACTIVITY ONE: EXPERIENCES

1.

2.

3.

4.

First Name: Avery

Age: 2

Suburb: Concord West

ACTIVITY TWO: SELECT UP TO 8 OF THE PLAY EQUIPMENT ICONS TO DESIGN A PARK

LET'S ALL PLAY

ACTIVITY ONE: EXPERIENCES

1.

2.

3.

4.

First Name: JOUEY

Age: 2

Suburb: 15th STANFIELD

ACTIVITY TWO: SELECT UP TO 8 OF THE PLAY EQUIPMENT ICONS TO DESIGN A PARK

LET'S ALL PLAY

ACTIVITY ONE: EXPERIENCES

1.

2.

3.

4.

First Name: LEON

Age: 2

Suburb: 15th STANFIELD

ACTIVITY TWO: SELECT UP TO 8 OF THE PLAY EQUIPMENT ICONS TO DESIGN A PARK

LET'S ALL PLAY

ACTIVITY ONE: EXPERIENCES

1.

2.

3.

4.

First Name: AU

Age: 2

Suburb: 15th STANFIELD

ACTIVITY TWO: SELECT UP TO 8 OF THE PLAY EQUIPMENT ICONS TO DESIGN A PARK

LET'S ALL PLAY

ACTIVITY ONE: EXPERIENCES

1.

2.

3.

4.

First Name: _____

Age: _____

Suburb: _____

ACTIVITY TWO: SELECT UP TO 8 OF THE PLAY EQUIPMENT ICONS TO DESIGN A PARK

LET'S ALL PLAY

ACTIVITY ONE: EXPERIENCES

1.

2.

3.

4.

First Name: James

Age: 3

Suburb: Concord

ACTIVITY TWO: SELECT UP TO 8 OF THE PLAY EQUIPMENT ICONS TO DESIGN A PARK

LET'S ALL PLAY

ACTIVITY ONE: EXPERIENCES

1.

2.

3.

4.

First Name: Andrew

Age: _____

Suburb: _____

ACTIVITY TWO: SELECT UP TO 8 OF THE PLAY EQUIPMENT ICONS TO DESIGN A PARK

LET'S ALL PLAY

ACTIVITY ONE: EXPERIENCES

1.

2.

3.

4.

First Name: Zhana

Age: 2

Suburb: 15th STANFIELD

ACTIVITY TWO: SELECT UP TO 8 OF THE PLAY EQUIPMENT ICONS TO DESIGN A PARK

LET'S ALL PLAY

ACTIVITY ONE: EXPERIENCES

1.

2.

3.

4.

First Name: _____

Age: _____

Suburb: _____

ACTIVITY TWO: SELECT UP TO 8 OF THE PLAY EQUIPMENT ICONS TO DESIGN A PARK

LET'S ALL PLAY

ACTIVITY ONE: EXPERIENCES

1.

2.

3.

4.

First Name: _____

Age: _____

Suburb: _____

ACTIVITY TWO: SELECT UP TO 8 OF THE PLAY EQUIPMENT ICONS TO DESIGN A PARK

LET'S ALL PLAY

ACTIVITY ONE: EXPERIENCES

- 1
- 2
- 3
- 4

First Name: Carson
Age: 3
Suburb: Concord

ACTIVITY TWO: SELECT UP TO 8 OF THE PLAY EQUIPMENT ICONS TO DESIGN A PARK

LET'S ALL PLAY

ACTIVITY ONE: EXPERIENCES

- 1
- 2
- 3
- 4

First Name: Olivia Sophie
Age: 4
Suburb: Concord

ACTIVITY TWO: SELECT UP TO 8 OF THE PLAY EQUIPMENT ICONS TO DESIGN A PARK

LET'S ALL PLAY

ACTIVITY ONE: EXPERIENCES

- 1
- 2
- 3
- 4

First Name: Idol
Age: 4
Suburb: Brooklynsburg

ACTIVITY TWO: SELECT UP TO 8 OF THE PLAY EQUIPMENT ICONS TO DESIGN A PARK

LET'S ALL PLAY

ACTIVITY ONE: EXPERIENCES

- 1
- 2
- 3
- 4

First Name: Conor
Age: 4
Suburb: Concord

ACTIVITY TWO: SELECT UP TO 8 OF THE PLAY EQUIPMENT ICONS TO DESIGN A PARK

LET'S ALL PLAY

ACTIVITY ONE: EXPERIENCES

- 1
- 2
- 3
- 4

First Name: Enya
Age: 2
Suburb: Homebush

ACTIVITY TWO: SELECT UP TO 8 OF THE PLAY EQUIPMENT ICONS TO DESIGN A PARK

LET'S ALL PLAY

ACTIVITY ONE: EXPERIENCES

- 1
- 2
- 3
- 4

First Name: Morgan
Age: 3
Suburb: Stanhams Heights
Concord

ACTIVITY TWO: SELECT UP TO 8 OF THE PLAY EQUIPMENT ICONS TO DESIGN A PARK

LET'S ALL PLAY

ACTIVITY ONE: EXPERIENCES

- 1
- 2
- 3
- 4

First Name: Sophie
Age: 4
Suburb: Concord

ACTIVITY TWO: SELECT UP TO 8 OF THE PLAY EQUIPMENT ICONS TO DESIGN A PARK

LET'S ALL PLAY

ACTIVITY ONE: EXPERIENCES

- 1
- 2
- 3
- 4

First Name: Joe
Age: 3
Suburb: Concord

ACTIVITY TWO: SELECT UP TO 8 OF THE PLAY EQUIPMENT ICONS TO DESIGN A PARK

LET'S ALL PLAY

ACTIVITY ONE: EXPERIENCES

- 1
- 2
- 3
- 4

First Name: Carson
Age: 3
Suburb: Concord

ACTIVITY TWO: SELECT UP TO 8 OF THE PLAY EQUIPMENT ICONS TO DESIGN A PARK

LET'S ALL PLAY

ACTIVITY ONE: EXPERIENCES

- 1
- 2
- 3
- 4

First Name: Enya
Age: 2
Suburb: Homebush

ACTIVITY TWO: SELECT UP TO 8 OF THE PLAY EQUIPMENT ICONS TO DESIGN A PARK

LET'S ALL PLAY

ACTIVITY ONE: EXPERIENCES

-
-
-
-

First Name: Dana
Age: 2
Suburb: Concord West

ACTIVITY TWO: SELECT UP TO 8 OF THE PLAY EQUIPMENT ICONS TO DESIGN A PARK

LET'S ALL PLAY

ACTIVITY ONE: EXPERIENCES

-
-
-
-

First Name: Zoe
Age: 3
Suburb:

ACTIVITY TWO: SELECT UP TO 8 OF THE PLAY EQUIPMENT ICONS TO DESIGN A PARK

LET'S ALL PLAY

ACTIVITY ONE: EXPERIENCES

-
-
-
-

First Name: Lori
Age: 3
Suburb:

ACTIVITY TWO: SELECT UP TO 8 OF THE PLAY EQUIPMENT ICONS TO DESIGN A PARK

LET'S ALL PLAY

ACTIVITY ONE: EXPERIENCES

-
-
-
-

First Name: Elena
Age: 2
Suburb: Concord West

ACTIVITY TWO: SELECT UP TO 8 OF THE PLAY EQUIPMENT ICONS TO DESIGN A PARK

LET'S ALL PLAY

ACTIVITY ONE: EXPERIENCES

-
-
-
-

First Name: Ava
Age: 3
Suburb: Concord

ACTIVITY TWO: SELECT UP TO 8 OF THE PLAY EQUIPMENT ICONS TO DESIGN A PARK

LET'S ALL PLAY

ACTIVITY ONE: EXPERIENCES

-
-
-
-

First Name: Cielle
Age: 3
Suburb: North Strathfield

ACTIVITY TWO: SELECT UP TO 8 OF THE PLAY EQUIPMENT ICONS TO DESIGN A PARK

LET'S ALL PLAY

ACTIVITY ONE: EXPERIENCES

-
-
-
-

First Name: Charlotte
Age: 2
Suburb: Concord West

ACTIVITY TWO: SELECT UP TO 8 OF THE PLAY EQUIPMENT ICONS TO DESIGN A PARK

LET'S ALL PLAY

ACTIVITY ONE: EXPERIENCES

-
-
-
-

First Name: Ellie
Age: 2
Suburb: Concord West

ACTIVITY TWO: SELECT UP TO 8 OF THE PLAY EQUIPMENT ICONS TO DESIGN A PARK

LET'S ALL PLAY

ACTIVITY ONE: EXPERIENCES

-
-
-
-

First Name: Dev
Age: 4
Suburb:

ACTIVITY TWO: SELECT UP TO 8 OF THE PLAY EQUIPMENT ICONS TO DESIGN A PARK

LET'S ALL PLAY

ACTIVITY ONE: EXPERIENCES

-
-
-
-

First Name: Rohan
Age: 3
Suburb: Albany Park

ACTIVITY TWO: SELECT UP TO 8 OF THE PLAY EQUIPMENT ICONS TO DESIGN A PARK

LET'S ALL PLAY

ACTIVITY ONE: EXPERIENCES

- 1.
- 2.
- 3.
- 4.

First Name:
Age:
Suburb:

ACTIVITY TWO: SELECT UP TO 8 OF THE PLAY EQUIPMENT ICONS TO DESIGN A PARK

LET'S ALL PLAY

ACTIVITY ONE: EXPERIENCES

- 1.
- 2.
- 3.
- 4.

First Name: Nave
Age: 3
Suburb: Concord

ACTIVITY TWO: SELECT UP TO 8 OF THE PLAY EQUIPMENT ICONS TO DESIGN A PARK

LET'S ALL PLAY

ACTIVITY ONE: EXPERIENCES

- 1.
- 2.
- 3.
- 4.

First Name: Edmond
Age: 4
Suburb: Concord

ACTIVITY TWO: SELECT UP TO 8 OF THE PLAY EQUIPMENT ICONS TO DESIGN A PARK

LET'S ALL PLAY

ACTIVITY ONE: EXPERIENCES

- 1.
- 2.
- 3.
- 4.

First Name: Jimmy
Age: 4
Suburb: Wendell Hill

ACTIVITY TWO: SELECT UP TO 8 OF THE PLAY EQUIPMENT ICONS TO DESIGN A PARK

LET'S ALL PLAY

ACTIVITY ONE: EXPERIENCES

- 1.
- 2.
- 3.
- 4.

First Name:
Age:
Suburb:

ACTIVITY TWO: SELECT UP TO 8 OF THE PLAY EQUIPMENT ICONS TO DESIGN A PARK

LET'S ALL PLAY

ACTIVITY ONE: EXPERIENCES

- 1.
- 2.
- 3.
- 4.

First Name: Amelia
Age: 4
Suburb: Concord

ACTIVITY TWO: SELECT UP TO 8 OF THE PLAY EQUIPMENT ICONS TO DESIGN A PARK

LET'S ALL PLAY

ACTIVITY ONE: EXPERIENCES

- 1.
- 2.
- 3.
- 4.

First Name: Harlow
Age: 3
Suburb: Concord

ACTIVITY TWO: SELECT UP TO 8 OF THE PLAY EQUIPMENT ICONS TO DESIGN A PARK

LET'S ALL PLAY

ACTIVITY ONE: EXPERIENCES

- 1.
- 2.
- 3.
- 4.

First Name: Joshua
Age: 3
Suburb: Concord

ACTIVITY TWO: SELECT UP TO 8 OF THE PLAY EQUIPMENT ICONS TO DESIGN A PARK

LET'S ALL PLAY

ACTIVITY ONE: EXPERIENCES

- 1.
- 2.
- 3.
- 4.

First Name:
Age:
Suburb:

ACTIVITY TWO: SELECT UP TO 8 OF THE PLAY EQUIPMENT ICONS TO DESIGN A PARK

LET'S ALL PLAY

ACTIVITY ONE: EXPERIENCES

- 1.
- 2.
- 3.
- 4.

First Name:
Age:
Suburb:

ACTIVITY TWO: SELECT UP TO 8 OF THE PLAY EQUIPMENT ICONS TO DESIGN A PARK

LET'S ALL PLAY

ACTIVITY ONE: EXPERIENCES

- 1.
- 2.
- 3.
- 4.

First Name: Yasmin
Age: 4
Suburb: Leidsdorf

ACTIVITY TWO: SELECT UP TO 8 OF THE PLAY EQUIPMENT ICONS TO DESIGN A PARK

LET'S ALL PLAY

ACTIVITY ONE: EXPERIENCES

- 1.
- 2.
- 3.
- 4.

First Name: Michael
Age: 4
Suburb: Concord

ACTIVITY TWO: SELECT UP TO 8 OF THE PLAY EQUIPMENT ICONS TO DESIGN A PARK

LET'S ALL PLAY

ACTIVITY ONE: EXPERIENCES

- 1.
- 2.
- 3.
- 4.

First Name: Waseem
Age: 4
Suburb: Concord

ACTIVITY TWO: SELECT UP TO 8 OF THE PLAY EQUIPMENT ICONS TO DESIGN A PARK

LET'S ALL PLAY

ACTIVITY ONE: EXPERIENCES

- 1.
- 2.
- 3.
- 4.

First Name: Waseem
Age: 4
Suburb: Concord

ACTIVITY TWO: SELECT UP TO 8 OF THE PLAY EQUIPMENT ICONS TO DESIGN A PARK

LET'S ALL PLAY

ACTIVITY ONE: EXPERIENCES

- 1.
- 2.
- 3.
- 4.

First Name: Ryan
Age: 3
Suburb: Concord

ACTIVITY TWO: SELECT UP TO 8 OF THE PLAY EQUIPMENT ICONS TO DESIGN A PARK

LET'S ALL PLAY

ACTIVITY ONE: EXPERIENCES

- 1.
- 2.
- 3.
- 4.

First Name: Gina
Age: 4
Suburb: Russell Vale

ACTIVITY TWO: SELECT UP TO 8 OF THE PLAY EQUIPMENT ICONS TO DESIGN A PARK

LET'S ALL PLAY

ACTIVITY ONE: EXPERIENCES

- 1.
- 2.
- 3.
- 4.

First Name: Adrian
Age: 4
Suburb: Concord

ACTIVITY TWO: SELECT UP TO 8 OF THE PLAY EQUIPMENT ICONS TO DESIGN A PARK

LET'S ALL PLAY

ACTIVITY ONE: EXPERIENCES

- 1.
- 2.
- 3.
- 4.

First Name: Charlotte
Age: 4
Suburb: Concord

ACTIVITY TWO: SELECT UP TO 8 OF THE PLAY EQUIPMENT ICONS TO DESIGN A PARK

Appendix III: Community Survey Questions



Community Survey

OPEN SPACES

1. Why do you visit parks and recreation spaces?

- | | | |
|--|--|---|
| <input type="checkbox"/> Spending time with family and friends | <input type="checkbox"/> Being Active | <input type="checkbox"/> Sport |
| <input type="checkbox"/> Relaxing/Leisure | <input type="checkbox"/> Enjoying Nature | <input type="checkbox"/> Community Connection |
| <input type="checkbox"/> Other | | |

2. What recreation activities do you currently undertake in the City of Canada Bay parks?

- | | | |
|--------------------------------------|--|-------------------------------------|
| <input type="checkbox"/> Playgrounds | <input type="checkbox"/> Picnic and BBQs | <input type="checkbox"/> Exercising |
| <input type="checkbox"/> Other | | |

3. How often does your household visit parks?

- | | | |
|----------------------------------|---|--------------------------------------|
| <input type="checkbox"/> Daily | <input type="checkbox"/> A few times a week | <input type="checkbox"/> Once a week |
| <input type="checkbox"/> Monthly | <input type="checkbox"/> Rarely | <input type="checkbox"/> Never |

4. What are the top three parks you most frequently visit, in order of frequency?

Park #1 Name _____

Park #2 Name _____

Park #3 Name _____

5. What are the key reasons you visit these parks?

Park #1 _____

Park #2 _____

Park #3 _____

6. Are there any barriers preventing you from using parks and recreation space?

	Is a Barrier	Unsure	Is <u>not</u> a Barrier
Lack of supporting infrastructure eg: seats, toilets, bins, cafes etc	<input type="checkbox"/>	<input type="checkbox"/>	<input type="checkbox"/>
Accessibility constraints	<input type="checkbox"/>	<input type="checkbox"/>	<input type="checkbox"/>
Cultural or language barriers	<input type="checkbox"/>	<input type="checkbox"/>	<input type="checkbox"/>
Health constraints	<input type="checkbox"/>	<input type="checkbox"/>	<input type="checkbox"/>
Lack of play equipment for my household and/or my stage of life and/or gender	<input type="checkbox"/>	<input type="checkbox"/>	<input type="checkbox"/>
Lack of activities in which I am interested in	<input type="checkbox"/>	<input type="checkbox"/>	<input type="checkbox"/>
Distance from home and/or work	<input type="checkbox"/>	<input type="checkbox"/>	<input type="checkbox"/>
Not enough personal time	<input type="checkbox"/>	<input type="checkbox"/>	<input type="checkbox"/>

7. How important to you are the following outdoor play activities:

	Not Important	Important	Very Important	Unsure
Playspaces such as basketball courts, volleyball courts etc designed for youth 12years+ and adults	<input type="checkbox"/>	<input type="checkbox"/>	<input type="checkbox"/>	<input type="checkbox"/>
Playspaces designed for inclusive play and intergenerational play	<input type="checkbox"/>	<input type="checkbox"/>	<input type="checkbox"/>	<input type="checkbox"/>
Opportunities for nature play	<input type="checkbox"/>	<input type="checkbox"/>	<input type="checkbox"/>	<input type="checkbox"/>
Water play	<input type="checkbox"/>	<input type="checkbox"/>	<input type="checkbox"/>	<input type="checkbox"/>
Outdoor fitness centres	<input type="checkbox"/>	<input type="checkbox"/>	<input type="checkbox"/>	<input type="checkbox"/>
Large open space to encourage informal sports activity including flying a kite and kicking a ball	<input type="checkbox"/>	<input type="checkbox"/>	<input type="checkbox"/>	<input type="checkbox"/>
Playgrounds designed for children 0 – 2 years old	<input type="checkbox"/>	<input type="checkbox"/>	<input type="checkbox"/>	<input type="checkbox"/>
Playgrounds designed for children 2-8 years old	<input type="checkbox"/>	<input type="checkbox"/>	<input type="checkbox"/>	<input type="checkbox"/>
Playgrounds designed for children 8-11 years	<input type="checkbox"/>	<input type="checkbox"/>	<input type="checkbox"/>	<input type="checkbox"/>

8. How likely is a member of your household to use:

	Never	Not Likely	Very Likely	Unsure
Playspaces such as basketball courts, volleyball courts etc designed for youth 12years+ and adults	<input type="checkbox"/>	<input type="checkbox"/>	<input type="checkbox"/>	<input type="checkbox"/>
Playspaces designed for inclusive play and intergenerational play	<input type="checkbox"/>	<input type="checkbox"/>	<input type="checkbox"/>	<input type="checkbox"/>
Opportunities for nature play	<input type="checkbox"/>	<input type="checkbox"/>	<input type="checkbox"/>	<input type="checkbox"/>
Water play	<input type="checkbox"/>	<input type="checkbox"/>	<input type="checkbox"/>	<input type="checkbox"/>
Outdoor fitness centres	<input type="checkbox"/>	<input type="checkbox"/>	<input type="checkbox"/>	<input type="checkbox"/>
Large open space to encourage informal sports activity including flying a kite and kicking a ball	<input type="checkbox"/>	<input type="checkbox"/>	<input type="checkbox"/>	<input type="checkbox"/>
Playgrounds designed for children 0 – 2 years old	<input type="checkbox"/>	<input type="checkbox"/>	<input type="checkbox"/>	<input type="checkbox"/>
Playgrounds designed for children 2-8 years old	<input type="checkbox"/>	<input type="checkbox"/>	<input type="checkbox"/>	<input type="checkbox"/>
Playgrounds designed for children 8-11 years	<input type="checkbox"/>	<input type="checkbox"/>	<input type="checkbox"/>	<input type="checkbox"/>

9. What does Inclusive play mean to you? How can Council better design outdoor play spaces to be Inclusive?**10. Outdoor Area Soft-Fall Surface: Please Indicate In which situations you support the following soft-fall surfaces for playgrounds and outdoor fitness equipment:**

	Your Preferred Situations
Rubber Soft-Fall	
Synthetic Grass	
Sand	
Bark Mulch/Pine Park Chip	
Natural Grass	

11. When thinking about equipment and experiences, please provide your Ideas on static (no moving parts) and dynamic (requiring a person to activate) for people of any and all ages and abilities.

12. When thinking about playgrounds designed for children aged under 11 years old, how important is:

	Not Important	Important	Very Important	Unsure
Natural shade (trees)	<input type="checkbox"/>	<input type="checkbox"/>	<input type="checkbox"/>	<input type="checkbox"/>
Shade cloth	<input type="checkbox"/>	<input type="checkbox"/>	<input type="checkbox"/>	<input type="checkbox"/>
Fully-fenced playground	<input type="checkbox"/>	<input type="checkbox"/>	<input type="checkbox"/>	<input type="checkbox"/>
Non-fenced playground	<input type="checkbox"/>	<input type="checkbox"/>	<input type="checkbox"/>	<input type="checkbox"/>
Challenging activities eg: climbing, balance, monkey bars, ninja courses, hopscotch	<input type="checkbox"/>	<input type="checkbox"/>	<input type="checkbox"/>	<input type="checkbox"/>
Water play	<input type="checkbox"/>	<input type="checkbox"/>	<input type="checkbox"/>	<input type="checkbox"/>
Nature play (providing opportunity to connect and interact with nature eg: big rocks, large loose sticks, sand, streams, climbing trees, timber tree houses etc)	<input type="checkbox"/>	<input type="checkbox"/>	<input type="checkbox"/>	<input type="checkbox"/>
Incorporating intergeneration design features to encourage enhanced play between carers, older siblings/friends and younger children	<input type="checkbox"/>	<input type="checkbox"/>	<input type="checkbox"/>	<input type="checkbox"/>
Access to a public toilet	<input type="checkbox"/>	<input type="checkbox"/>	<input type="checkbox"/>	<input type="checkbox"/>
Access to a public toilet with baby/toddler change facilities	<input type="checkbox"/>	<input type="checkbox"/>	<input type="checkbox"/>	<input type="checkbox"/>
Access to a drinking fountain	<input type="checkbox"/>	<input type="checkbox"/>	<input type="checkbox"/>	<input type="checkbox"/>
Bins	<input type="checkbox"/>	<input type="checkbox"/>	<input type="checkbox"/>	<input type="checkbox"/>
Seating positioned to observe children comfortably	<input type="checkbox"/>	<input type="checkbox"/>	<input type="checkbox"/>	<input type="checkbox"/>
Children's bike track	<input type="checkbox"/>	<input type="checkbox"/>	<input type="checkbox"/>	<input type="checkbox"/>
Picnic Tables	<input type="checkbox"/>	<input type="checkbox"/>	<input type="checkbox"/>	<input type="checkbox"/>
Pathway access from park entry points	<input type="checkbox"/>	<input type="checkbox"/>	<input type="checkbox"/>	<input type="checkbox"/>
Sensory items such as water, sand etc	<input type="checkbox"/>	<input type="checkbox"/>	<input type="checkbox"/>	<input type="checkbox"/>
Modern playground design – reduced risk designed	<input type="checkbox"/>	<input type="checkbox"/>	<input type="checkbox"/>	<input type="checkbox"/>
Traditional playground design – combination of low risk with more challenging component	<input type="checkbox"/>	<input type="checkbox"/>	<input type="checkbox"/>	<input type="checkbox"/>
Contrast between textures, colour and light to further enhance inclusive play	<input type="checkbox"/>	<input type="checkbox"/>	<input type="checkbox"/>	<input type="checkbox"/>

13. Please select the top five outdoor fitness equipment items you would utilise in park.

- | | | |
|--|--|---|
| <input type="checkbox"/> Aerobic Walker | <input type="checkbox"/> Parallel Bars | <input type="checkbox"/> Stationary Bicycle |
| <input type="checkbox"/> Body Twist | <input type="checkbox"/> Pull Up Bars/Stations | <input type="checkbox"/> Stepping Platforms |
| <input type="checkbox"/> Cross Trainer | <input type="checkbox"/> Push Up Bar | <input type="checkbox"/> Tai Chi Station |
| <input type="checkbox"/> Hand Cycle | <input type="checkbox"/> Push Up Bars | <input type="checkbox"/> Twist and Step |
| <input type="checkbox"/> Magnetic Training | <input type="checkbox"/> Sit-Up Bench | |

14. How likely would a household member and/or you visit a park to use:

	Never	Not Likely	Very Likely	Unsure
Badminton court	<input type="checkbox"/>	<input type="checkbox"/>	<input type="checkbox"/>	<input type="checkbox"/>
Basketball hoop and/or court	<input type="checkbox"/>	<input type="checkbox"/>	<input type="checkbox"/>	<input type="checkbox"/>
Handball court	<input type="checkbox"/>	<input type="checkbox"/>	<input type="checkbox"/>	<input type="checkbox"/>
Interactive (eg: sound, art and light) sculptures that allow climbing	<input type="checkbox"/>	<input type="checkbox"/>	<input type="checkbox"/>	<input type="checkbox"/>
Netball hoop and/or court	<input type="checkbox"/>	<input type="checkbox"/>	<input type="checkbox"/>	<input type="checkbox"/>
Ninja obstacle course	<input type="checkbox"/>	<input type="checkbox"/>	<input type="checkbox"/>	<input type="checkbox"/>
Outdoor rock/wall climbing	<input type="checkbox"/>	<input type="checkbox"/>	<input type="checkbox"/>	<input type="checkbox"/>
Table tennis	<input type="checkbox"/>	<input type="checkbox"/>	<input type="checkbox"/>	<input type="checkbox"/>
Volleyball court	<input type="checkbox"/>	<input type="checkbox"/>	<input type="checkbox"/>	<input type="checkbox"/>
Zip line/ Flying Fox	<input type="checkbox"/>	<input type="checkbox"/>	<input type="checkbox"/>	<input type="checkbox"/>

15. What other ideas do you have to create outdoor play spaces which appeal to people of all ages?

16: Please rank in order (from #1=most likely to #5=least likely) the modes of transport you would use to access a park

<input type="text"/>	Car as a driver	<input type="text"/>	Cycling
<input type="text"/>	Car as a passenger	<input type="text"/>	Walking
<input type="text"/>	Public transport		

17. How important are the following associated infrastructure in encouraging a household member and/or you to visit/play at a local park?

	Not Important	Important	Very Important	Unsure
BBQs	<input type="checkbox"/>	<input type="checkbox"/>	<input type="checkbox"/>	<input type="checkbox"/>
Bicycle parking	<input type="checkbox"/>	<input type="checkbox"/>	<input type="checkbox"/>	<input type="checkbox"/>
Drinking Fountain	<input type="checkbox"/>	<input type="checkbox"/>	<input type="checkbox"/>	<input type="checkbox"/>
Free Wi-Fi	<input type="checkbox"/>	<input type="checkbox"/>	<input type="checkbox"/>	<input type="checkbox"/>
Park Lighting	<input type="checkbox"/>	<input type="checkbox"/>	<input type="checkbox"/>	<input type="checkbox"/>
Pathways connecting entry point to key activity zones within parks	<input type="checkbox"/>	<input type="checkbox"/>	<input type="checkbox"/>	<input type="checkbox"/>
Picnic Tables	<input type="checkbox"/>	<input type="checkbox"/>	<input type="checkbox"/>	<input type="checkbox"/>
Public Bins	<input type="checkbox"/>	<input type="checkbox"/>	<input type="checkbox"/>	<input type="checkbox"/>
Public toilets	<input type="checkbox"/>	<input type="checkbox"/>	<input type="checkbox"/>	<input type="checkbox"/>
Public toilets with baby / toddler change facilities	<input type="checkbox"/>	<input type="checkbox"/>	<input type="checkbox"/>	<input type="checkbox"/>
Sheltered Picnic Tables	<input type="checkbox"/>	<input type="checkbox"/>	<input type="checkbox"/>	<input type="checkbox"/>
Good cycling and pedestrian access to parks	<input type="checkbox"/>	<input type="checkbox"/>	<input type="checkbox"/>	<input type="checkbox"/>

ABOUT YOU

18. Please indicate your gender.

☐ Male
 ☐ Female
 ☐ I would rather not specify

19. Please provide your age bracket.

<input type="checkbox"/> 5-11 years old	<input type="checkbox"/> 25-34 years old	<input type="checkbox"/> 60-69 years old
<input type="checkbox"/> 12-17 years old	<input type="checkbox"/> 35-49 years old	<input type="checkbox"/> 70-84 years old
<input type="checkbox"/> 18-24 years old	<input type="checkbox"/> 50-59 years old	<input type="checkbox"/> 85 years and older

20. Please advise which suburb you live in

21. What type of dwelling structure do you live in?

<input type="checkbox"/> Separate House	<input type="checkbox"/> Semi-detached / Townhouse
<input type="checkbox"/> Apartment	<input type="checkbox"/> Other

22. What best describes the type of household you live in?

<input type="checkbox"/> I live on my own	<input type="checkbox"/> I live with my partner
<input type="checkbox"/> I live with my partner and young (less than 13 years of age) children	<input type="checkbox"/> I live alone with young (less than 13 years of age) children
<input type="checkbox"/> I live with my partner and dependent (13 - 18 years of age) children	<input type="checkbox"/> I live alone with dependent (13 - 18 years of age) children
<input type="checkbox"/> I live with/without a partner with independent young adults	<input type="checkbox"/> I live in a share house
<input type="checkbox"/> I live with my parents / guardian	

23. How many people within each of the age groups lives in your household?

Number of People

0-4 years old

5-11 years old

12-17 years old

18-24 years old

25-34 years old

35-49 years old

50-59 years old

60-69 years old

70-84 years old

85 years and older

24. How did you find out about the Let's All Play consultation?

- | | |
|---|--|
| <input type="checkbox"/> Council's website | <input type="checkbox"/> A sign at a local park |
| <input type="checkbox"/> Council's social media | <input type="checkbox"/> A Council e-newsletter |
| <input type="checkbox"/> Flyer in my letterbox | <input type="checkbox"/> Email from a local school or community organisation |
| <input type="checkbox"/> Attending an event | <input type="checkbox"/> Other: |
| <input type="checkbox"/> Council's Libraries and venues | |

YOUR CONTACT DETAILS

Name

Email

Phone

Would you like to be kept up-to-date with what's happening in City of Canada Bay via our regular eNewsletter? ☐

Yes ☐ No

Appendix IV: Youth Survey Questions



Youth Survey

OPEN SPACES

1. Why do you visit parks and recreation spaces?

- | | | |
|--|---|--|
| <input type="checkbox"/> Spending time with family and friends | <input type="checkbox"/> Being Active | <input type="checkbox"/> Sport |
| <input type="checkbox"/> Sense of Freedom | <input type="checkbox"/> Meeting New People | <input type="checkbox"/> Learning new skills |
| <input type="checkbox"/> Other | | |

2. How often do you visit parks?

- | | | |
|----------------------------------|---|--------------------------------------|
| <input type="checkbox"/> Daily | <input type="checkbox"/> A few times a week | <input type="checkbox"/> Once a week |
| <input type="checkbox"/> Monthly | <input type="checkbox"/> Rarely | <input type="checkbox"/> Never |

3. What is your favourite park in the City of Canada Bay and why?

4. Do you agree or disagree with the following statements?

	Disagree	Unsure	Agree
I do not want to visit a park which does not have toilets	<input type="checkbox"/>	<input type="checkbox"/>	<input type="checkbox"/>
I only want to visit a park with lots of people around	<input type="checkbox"/>	<input type="checkbox"/>	<input type="checkbox"/>
I do not visit parks because I feel unsafe	<input type="checkbox"/>	<input type="checkbox"/>	<input type="checkbox"/>
I don't know what I am allowed and not allowed to do in local parks	<input type="checkbox"/>	<input type="checkbox"/>	<input type="checkbox"/>
There is no equipment that I am interested in using at local parks	<input type="checkbox"/>	<input type="checkbox"/>	<input type="checkbox"/>
I am unable to access parks I am interested in due to limited transport options	<input type="checkbox"/>	<input type="checkbox"/>	<input type="checkbox"/>
I only visit parks in which I can walk and/or ride my bike/skateboard	<input type="checkbox"/>	<input type="checkbox"/>	<input type="checkbox"/>
I don't always feel welcome by other people of my age	<input type="checkbox"/>	<input type="checkbox"/>	<input type="checkbox"/>
I like to visit parks to have 'time out'	<input type="checkbox"/>	<input type="checkbox"/>	<input type="checkbox"/>
I like to visit parks to meet new people	<input type="checkbox"/>	<input type="checkbox"/>	<input type="checkbox"/>
I would visit parks in the early evening if there is good lighting	<input type="checkbox"/>	<input type="checkbox"/>	<input type="checkbox"/>

5. How likely are you to use parks with:

	Never	Not Likely	Very Likely	Unsure
Equipment such as basketball courts, volleyball courts, ziplines, ninja courses	<input type="checkbox"/>	<input type="checkbox"/>	<input type="checkbox"/>	<input type="checkbox"/>
Opportunities for nature play	<input type="checkbox"/>	<input type="checkbox"/>	<input type="checkbox"/>	<input type="checkbox"/>
Water play	<input type="checkbox"/>	<input type="checkbox"/>	<input type="checkbox"/>	<input type="checkbox"/>
Outdoor fitness centres	<input type="checkbox"/>	<input type="checkbox"/>	<input type="checkbox"/>	<input type="checkbox"/>
Large open spaces to encourage informal sports activity including flying a kite and kicking a ball	<input type="checkbox"/>	<input type="checkbox"/>	<input type="checkbox"/>	<input type="checkbox"/>
Playgrounds designed for children 2-8 years old	<input type="checkbox"/>	<input type="checkbox"/>	<input type="checkbox"/>	<input type="checkbox"/>
Playgrounds designed for children 8-11 years	<input type="checkbox"/>	<input type="checkbox"/>	<input type="checkbox"/>	<input type="checkbox"/>

6. What does inclusive play mean to you? How can Council better design outdoor play spaces to be inclusive?

7. How likely would you visit a park which has:

	Never	Not Likely	Very Likely	Unsure
Badminton court	<input type="checkbox"/>	<input type="checkbox"/>	<input type="checkbox"/>	<input type="checkbox"/>
Basketball hoop and/or court	<input type="checkbox"/>	<input type="checkbox"/>	<input type="checkbox"/>	<input type="checkbox"/>
Handball court	<input type="checkbox"/>	<input type="checkbox"/>	<input type="checkbox"/>	<input type="checkbox"/>
Interactive (eg: sound, art and light) sculptures that allow climbing	<input type="checkbox"/>	<input type="checkbox"/>	<input type="checkbox"/>	<input type="checkbox"/>
Netball hoop and/or court	<input type="checkbox"/>	<input type="checkbox"/>	<input type="checkbox"/>	<input type="checkbox"/>
Ninja obstacle course	<input type="checkbox"/>	<input type="checkbox"/>	<input type="checkbox"/>	<input type="checkbox"/>
Outdoor rock/wall climbing	<input type="checkbox"/>	<input type="checkbox"/>	<input type="checkbox"/>	<input type="checkbox"/>
Table tennis	<input type="checkbox"/>	<input type="checkbox"/>	<input type="checkbox"/>	<input type="checkbox"/>
Volleyball court	<input type="checkbox"/>	<input type="checkbox"/>	<input type="checkbox"/>	<input type="checkbox"/>
Zip line / Flying Fox	<input type="checkbox"/>	<input type="checkbox"/>	<input type="checkbox"/>	<input type="checkbox"/>
Skatepark	<input type="checkbox"/>	<input type="checkbox"/>	<input type="checkbox"/>	<input type="checkbox"/>

8. How important are the following elements in wanting you to visit a local park?

	Not Important	Important	Very Important	Unsure
BBQs	<input type="checkbox"/>	<input type="checkbox"/>	<input type="checkbox"/>	<input type="checkbox"/>
Bicycle parking	<input type="checkbox"/>	<input type="checkbox"/>	<input type="checkbox"/>	<input type="checkbox"/>
Drinking Fountain	<input type="checkbox"/>	<input type="checkbox"/>	<input type="checkbox"/>	<input type="checkbox"/>
Free Wi-Fi	<input type="checkbox"/>	<input type="checkbox"/>	<input type="checkbox"/>	<input type="checkbox"/>
Park Lighting	<input type="checkbox"/>	<input type="checkbox"/>	<input type="checkbox"/>	<input type="checkbox"/>
Pathways connecting entry point to key activity zones within parks	<input type="checkbox"/>	<input type="checkbox"/>	<input type="checkbox"/>	<input type="checkbox"/>
Picnic Tables	<input type="checkbox"/>	<input type="checkbox"/>	<input type="checkbox"/>	<input type="checkbox"/>
Public Bins	<input type="checkbox"/>	<input type="checkbox"/>	<input type="checkbox"/>	<input type="checkbox"/>
Public toilets	<input type="checkbox"/>	<input type="checkbox"/>	<input type="checkbox"/>	<input type="checkbox"/>
Sheltered Picnic Tables	<input type="checkbox"/>	<input type="checkbox"/>	<input type="checkbox"/>	<input type="checkbox"/>
Good cycling and pedestrian access to parks	<input type="checkbox"/>	<input type="checkbox"/>	<input type="checkbox"/>	<input type="checkbox"/>

ABOUT YOU

9. Please indicate your gender.

☐ Male

☐ Female

☐ I would rather not specify

10. Please provide the year of your birth.

11. Please advise which suburb you live in

12. What type of dwelling structure do you live in?

☐ Separate House

☐ Apartment

☐ Semi-detached / Townhouse

☐ Other

13. How did you find out about the Let's All Play consultation?

Appendix V: Communications Collateral

Community DL Flyer

Distributed to 42,000 properties and at the City of Canada Bay Civic Centre, Five Dock Leisure Centre, The Connection, Five Dock Library, Concord Library and at Let's All Play



**Tell us how you want to play
in the City of Canada Bay!**

 **City of
Canada Bay**

Community engagement 1-28 February 2019

Visit letsallplay.com.au

Tell us how you want to play in the City of Canada Bay!



Mayor Angelo Tsirekas invites you to contribute your ideas to the City of Canada Bay's new Let's All Play Strategy.

Our new plan will focus on inclusive well-designed, diverse and high value outdoor play spaces to attract and capture people of all ages and abilities. We want to hear from all our community members about your experiences of play, the kind of outdoor spaces you play in now and the places where you want to play in the future.

Contribute your ideas on our City's outdoor play spaces from 1 to 28 February 2019 via:

→ Online 24/7 at letsallplay.com.au

Download the relevant documents, complete a survey and post ideas on the ideas wall.

→ Community events

Friday, 15 February 4-6pm

5 Senses Garden grand opening, Rhodes Park

Come along, explore the garden and join us for some music and light refreshments.

Sunday, 17 February 9:30am-12:30pm

Let's All Play Community Day at St Luke's Oval North

Join Mayor Angelo Tsirekas for a morning of fun activities, discussions on play spaces and a complimentary bacon and egg roll and beverage for the first 150 visitors.

→ Pre-schoolers exploratory workshops

These workshops are designed to collaborate with young children, gathering their ideas and aspirations for park play.

- Wednesday, 13 February 10:30-11:15am at The Connection
- Tuesday, 19 February 10:30-11:15am at Concord Library
- Wednesday, 20 February 10:30-11:15am at Five Dock Library

Additional workshops are planned for youth, seniors and people with a disability.

Please email parksupgrade@canadabay.nsw.gov.au if you wish to attend or for further information on this project.



Inner West Courier

Tuesday, 5 February 2019



CITY OF CANADA BAY

WEEKLY UPDATE



MAYOR'S MESSAGE



Citizens of the year 2018

It was an honour to present the 2018 Citizens of the Year awards at our Citizenship Ceremony on Australia Day.

Citizen of the Year 2018 - Joseph Assaf

After migrating to Australia from Lebanon in 1967, Joseph established the world's first multicultural communication agency, becoming the pioneer of communicating with diversity.

Joseph is the founder and chairman of the Ethnic Business Awards. Established in 1988, this is the longest serving national business awards program. These awards celebrate diversity and multiculturalism as well as the achievements of migrants who made Australia home.

Joseph has been a resident of Drummoyne for over 30 years where he lives with his wife Angela and three sons.

Young Citizen 2018 - Daniel Kordy

Daniel is an active City of Canada Bay resident living in Concord who, despite having significant health challenges, is passionately involved in Let's Get Going, a mentoring program for young adults who are physically or intellectually challenged, based in Five Dock.

Within this setting, Daniel is a natural leader amongst his peers. He was very active during 2018 Men's Health Week and visited Lululemon to help his male peers select training attire. He has also spoken on behalf of Let's Get Going at fundraising functions.

Mayor Angelo Tsirekas with award winners Franco Parisi, Daniel Kordy and Wendy Schmid



Sports Citizen 2018 - Franco Parisi

At age 17, local Drummoyne resident Franco attended the Football Federation Australia Talent Identification and Development program based at the Australian Institute of Sport in Canberra. He then spent six months at Italian giants AC Milan and a further six months in England with Tottenham Hotspur.

The local football community is enriched by the passion, generous mentoring and positive influence Franco Parisi gives to his club, fellow players and to the juniors he has coached over the years.

Arts & Culture Citizen 2018

Wendy Schmid - The Embroiderer's Guild
President of The Embroiderers' Guild NSW, Wendy has led by example and worked tirelessly to bring the art of embroidery into the community. Under her the Guild has extended its work with children, refugee groups, distance learning and integration in the community including other cultural and artistic groups. Wendy has also led exhibition and education programmes for the Guild.

MAYOR ANGELO TSIREKAS

Tell us how you want to play in the City of Canada Bay!

We're currently putting together our new Let's All Play Strategy and we want your feedback! Our new plan will focus on inclusive and diverse outdoor play spaces to attract and capture people of all ages and abilities. Help shape the plan by visiting letsallplay.com.au and telling us about experiences of play, the kind of outdoor spaces you play in now and the places where you want to play in the future.

GWS Giants at Drummoyne Oval

Head down to Drummoyne Oval this Friday, 8 February to watch the GWS Giants take on the North Melbourne Kangaroos in a gripping round two clash. After a huge turnout in 2018 the Giants are returning to the ground for the club's first AFLW home game of 2019. Entry is free, but make sure to get in early as capacity is limited!



Celebrate Lunar New Year

Come and celebrate Lunar New Year along the Rhodes foreshore this Saturday, 9 February at 5pm. Hosted by Communities for Communities and sponsored by the City of Canada Bay, the event features cultural performances, kids activities, entertainment and more. Bring your own picnic or purchase food from stalls as you settle on the green to enjoy the screening of a family movie at dusk followed by a fireworks finale.

Development determinations

DA2017/0304	4 Stuart Crescent, Drummoyne	DET Approved
	Demolition of existing structures on site and construction of a residential flat building comprising of 17 apartments and a two level basement car park for 22 vehicles (including four visitor parking spaces).	
DA2018/0194	65 College Street, Drummoyne	Refused
	Removal of a tree from a conservation area.	
DA2018/0247	11M Wrights Road, Drummoyne	Approved
	Alterations and additions to the rear of existing dwelling.	
DA2018/0358	162 Burwood Road, Concord	Approved
	Remediation of existing seawall, including installation of new toe-buttress, repair of concrete spalling and resurfacing of the face of the seawall.	
DA2018/0369	11 Fremont Street, Concord West	Approved
	New garage door to existing carport.	

Copies of the Determination Notices can be viewed at Council's Administration Centre, 1A Marlborough Street Drummoyne, during office hours.

Peter Gainsford,
General Manager
Civic Centre,
Drummoyne 2047 NSW

Council meetings

The next Council meeting will be held Tuesday, 19 February at 6pm at the Canada Bay Civic Centre, 1A Marlborough Street, Drummoyne. Council meetings are streamed live to our Facebook page and agendas are available in our libraries, Civic Centre or on our website.

Notification Signs - A1

47 signs positioned throughout the LGA in parks and main streets.



Tell us how you want to play in the City of Canada Bay!



Mayor Angelo Tsirekas invites you to contribute your ideas to the City of Canada Bay's new Let's All Play Strategy. Our new plan will focus on inclusive well-designed, diverse and high value outdoor play spaces to attract and capture people of all ages and abilities. We want to hear from all our community members about your experiences of play, the kind of outdoor spaces you play in now and the places where you want to play in the future.

Community engagement 1-28 February 2019



City of
Canada Bay
Visit letsallplay.com.au

Pull Up Banner

Positioned at City of Canada Bay Civic Centre, Five Dock Leisure Centre, Five Dock Library and Concord Library



Tell us how you want to play in the City of Canada Bay!



Mayor Angelo Tsirekas invites you to contribute your ideas to the City of Canada Bay's new Let's All Play Strategy. Our new plan will focus on inclusive well-designed, diverse and high value outdoor play spaces to attract and capture people of all ages and abilities. We want to hear from all our community members about your experiences of play, the kind of outdoor spaces you play in now and the places where you want to play in the future.



Contribute your ideas on our City's outdoor play spaces from 1 to 28 February 2019 via:

→ Online 24/7 at letsallplay.com.au

Download the relevant documents, complete a survey and post ideas on the ideas wall.

→ Community events

Friday, 15 February 4-6pm

5 Senses Garden grand opening, Rhodes Park
Come along, explore the garden and join us for some music and light refreshments.

Sunday, 17 February 9:30am-12:30pm

Let's All Play Community Day at St Luke's Oval North
Join Mayor Angelo Tsirekas for a morning of fun activities, discussions on play spaces and a complimentary bacon and egg roll and beverage for the first 150 visitors.

→ Pre-schoolers exploratory workshops

These workshops are designed to collaborate with young children, gathering their ideas and aspirations for park play.

- Wednesday, 13 February 10:30-11:15am at The Connection
- Tuesday, 19 February 10:30-11:15am at Concord Library
- Wednesday, 20 February 10:30-11:15am at Five Dock Library

Additional workshops are planned for youth, seniors and people with a disability.

Please email parksupgrade@canadabay.nsw.gov.au if you wish to attend or for further information on this project.

Social Media Posts

City of Canada Bay
February 1

Tell us how you want to play in the City of Canada Bay! 🎉
We're putting together our new Let's All Play Strategy and we want your feedback! Our new plan will focus on inclusive and diverse outdoor play spaces for people of all ages and abilities.
Help shape the plan by visiting www.letsallplay.com.au and telling us about your experiences of play, the kind of outdoor spaces you play in now and the places where you want to play in the future.



5,358 People Reached 635 Engagements [Boost Post](#)

25 Likes 22 Comments 16 Shares

Like Comment Share

City of Canada Bay
February 8

We're currently putting together our new Let's All Play Strategy and we want feedback! 🎉
To make sure we capture all ages we'll be holding three pre-schooler workshops throughout Feb. They're designed to collaborate with kids and gather their ideas for park play.
If you'd like your kids to help shape the future of our City visit www.letsallplay.com.au and register for free! Dates below... [See More](#)



1,763 People Reached 65 Engagements [Boost Post](#)

Lynn Harnett, Andrzej Rupinski and 2 others 4 Shares

Like Comment Share

City of Canada Bay
February 11

Tell us how you want to play in the City of Canada Bay! 🎉
We're putting together our new Let's All Play Strategy and we want your feedback! Our new plan will focus on inclusive and diverse outdoor play spaces for people of all ages and abilities.
Come along to our Let's All Play community day and enjoy a barbeque, interactive playground, jumping castle, giant snakes and ladders plus heaps more fun activities!... [See More](#)



City of Canada Bay Government Organization [Learn More](#)

3,041 People Reached 211 Engagements [Boost Again](#)

Boosted on Feb 13, 2019 By Steph Rochelle Completed

City of Canada Bay
February 15 at 5:07 PM

Have you heard about our new Let's All Play Strategy?
We're putting together a new plan and we want your feedback! The strategy will focus on inclusive and diverse outdoor play spaces for people of all ages and abilities.
Come along to our community fun day this Sunday, 17 February and tell us what you think while enjoying a free barbeque, interactive playground, jumping castle, giant snakes and ladders plus heaps more fun activities! 🎉



CANADABAY.NSW.GOV.AU
The Future of play in the City of Canada Bay | City of Canada Bay Council

2,612 People Reached 165 Engagements [Boost Post](#)

Ian Schafer, Maria Patricia Randazzo and 14 others 10 Shares

Like Comment Share

City of Canada Bay
February 18 at 8:45 AM

Calling all 8-18 year olds! Win one of 20 \$50 gift cards by sharing your experiences of play in the City of Canada Bay!
Just visit bit.ly/LetsAllPlay and upload a comment, video or drawing telling us about your experience of play and the kind of things you want to see in our parks.
Your feedback will help shape our new Let's All Play Strategy. Visit the website now! 🎉



1,105 People Reached 48 Engagements [Boost Post](#)

Jo Hughes, Jane de Rouffignac and 3 others 1 Comment 2 Shares

Like Comment Share

City of Canada Bay
February 28 at 11:09 AM


Today is your last chance to tell us online about how you'd like to play in the City of Canada Bay! 🎉
Our new plan will focus on inclusive and diverse outdoor play spaces for people of all ages and abilities.
We'll be hosting a further pop-up where you can have your say in person at Concord Carnival on Sunday, 17 March at Greenlees Park, Concord from 10am-4pm.... [See More](#)



1,388 People Reached 47 Engagements [Boost Post](#)


Ian Schafer, Andrzej Rupinski and 6 others 2 Comments

Like Comment Share



Posted on 02/01/19, 9:43am

18 Likes 0 Comments 0 Shares 0 Saves



Posted on 02/15/19, 5:11pm

25 Likes 3 Comments 0 Shares 1 Save

