

# TIMBRELL PARK AMENITIES

DEVELOPMENT APPLICATION - OCTOBER 2020  
CITY OF CANADA BAY COUNCIL



DOCUMENT NOTES:  
Verify all dimensions on site before commencing work. Report all discrepancies to the Architect Prior to construction. Use figured dimensions in preference to scaled dimensions. Drawings made to larger scales and those showing particular parts of the works take precedence over drawings made to smaller scales or for general purposes. All work is to conform to relevant Australian Standards and Codes together with all Authorities' requirements and Regulations.

REV	DATE	DESCRIPTION	APP
A	14/04/20	ISSUED FOR INFORMATION	AL
B	16/04/20	ISSUED FOR QS	AL
C	20/05/20	ISSUED FOR REVIEW	AL
D	25/05/20	ISSUED FOR DA	AL
E	21/07/20	ISSUED FOR DA - REVISED	AL
F	06/10/20	ISSUED FOR DA - REVISED	AL

CONSULTANTS:



CLIENT:



ARCHITECT:



CONYBEARE MORRISON INTERNATIONAL P/L  
ABN 50 055 972 248 | T | 61 2 8244 8888  
W | www.cmplus.com.au | E | mail@cmplus.com.au  
Darrel Conybeare NSW ARB No 2252 |  
Bill Morrison NSW ARB No 2447

SCALE: 1:1 @ A3

PROJECT:

**19023**  
**TIMBRELL PARK AMENITIES**

HENLEY MARINE DR, FIVE DOCK  
NSW 2046

DRAWING TITLE:  
**COVER**

SHEET NUMBER:

**DA0000**

PLOTTED: 12/10/2020 12:04:27 PM

COPYRIGHT:

All rights reserved. This work is copyright and cannot be reproduced or copied by any means without the written permission of Conybeare Morrison International. Any license, express or implied, to use this document for any purpose whatsoever is restricted to the terms of the agreement between Conybeare Morrison International and the instructing party.

REV:

**F**

**NOT FOR CONSTRUCTION**



C:\Users\alay\Documents\19023\_TIMBRELL PARK AMENITIES\_2018\_CENTRAL\_alay6WK6A.rvt

DRAWING LIST

DRAWING NO.	DRAWING NAME	REVISION
DA0000	COVER	F
DA0001	DRAWING LIST & NOTES	F
DA0100	EXISTING/DEMOLITION - SITE PLAN	F
DA0101	EXISTING/DEMOLITION - PLAN	F
DA0900	SITE PLAN	F
DA0910	SITE PLAN - ANALYSIS	F
DA1001	PLAN - GROUND FLOOR	O
DA1010	PLAN - GROUND FLOOR LANDSCAPE	G
DA1020	PLAN - ROOF	F
DA2001	ELEVATIONS - SHEET 1	G
DA2002	ELEVATIONS - SHEET 2	G
DA2101	SECTIONS	F
DA6001	SCHEDULE - FINISHES AND FIXTURES - SHEET 1	F
DA6002	SCHEDULE - FINISHES AND FIXTURES - SHEET 2	F
DA6003	SCHEDULE - FINISHES AND FIXTURES - SHEET 3	F
DA6004	SCHEDULE - FINISHES AND FIXTURES - SHEET 4	E
DA6005	SCHEDULE - FINISHES AND FIXTURES - SHEET 5	E
DA6006	SCHEDULE - FINISHES AND FIXTURES - SHEET 6	E
DA6007	SCHEDULE - FINISHES AND FIXTURES - SHEET 7	E
DA6008	SCHEDULE - FINISHES AND FIXTURES - SHEET 8	D
DA6009	SCHEDULE - FINISHES AND FIXTURES - SHEET 9	D
DA6010	SCHEDULE - FINISHES AND FIXTURES - SHEET 10	A
DA9001	PERSPECTIVE - SHEET 1	F
DA9002	PERSPECTIVE - SHEET 2	D
DA9003	PERSPECTIVE - SHEET 3	D
DA9100	VISUAL IMPACT - CAMERA LOCATIONS KEY PLAN	A
DA9101	VISUAL IMPACT - 1 AUGUSTA ST-GROUND LEVEL	C
DA9102	VISUAL IMPACT - 1 AUGUSTA ST-UPPER LEVEL	C
DA9103	VISUAL IMPACT - 2 MINNESOTA AVE	C
DA9104	VISUAL IMPACT - 25 HENLEY MARINE DRIVE	C
DA9105	VISUAL IMPACT - 26 HENLEY MARINE DRIVE	C
DA9106	VISUAL IMPACT - 27 HENLEY MARINE DRIVE	C
DA9107	VISUAL IMPACT - 28 HENLEY MARINE DRIVE-VIEW 1	C
DA9108	VISUAL IMPACT - 28 HENLEY MARINE DRIVE-VIEW 2	C
DA9109	VISUAL IMPACT - 29 HENLEY MARINE DRIVE	C
DA9110	VISUAL IMPACT - 30 HENLEY MARINE DRIVE-VIEW 1	C
DA9111	VISUAL IMPACT - 30 HENLEY MARINE DRIVE-VIEW 2	C

ABBREVIATIONS

AG	ACCESS GRATE	J	JOINERY FINISH
AC	AIR CONDITIONING	JN	JOINERY TO DETAIL
AL	ALUMINIUM	L	LIGHT
AFFL	ABOVE FINISHED FLOOR LEVEL	LVR	DOOR LEVER
ADJ	ADJUSTABLE SHELF	MW	MICROWAVE OVEN
AW	ARTWORK	MR	MIRROR
AHD	AUSTRALIAN HEIGHT DATUM	MIX	MIXER
AS	AUSTRALIAN STANDARDS	MS	METAL SHEET
BSN	BASIN	N	NEW
BBQ	BARBECUE	OF	OVERFLOW OUTLET
BTH	BATH	OSD	ON SITE DETENTION
BW	BASIN/BATH WASTE	OV	OVEN
BID	BIDET	PFT	PAINT FINISH TYPE
BIN	BIN	PIT	STORMWATER PIT
BDY	BOUNDARY	PB	PEBBLE BALLAST
BT	BOTTLE TRAP	PBD	PLASTERBOARD
BG	BOX GUTTER	PV	PHOTO-VOLTAIC PANEL
BB	BULLETIN BOARD	PC	PUSH CATCH
CH	CONCEALED HINGE	PL	DOOR PULL
CPT	CARPET	PAN	TOILET PAN
CR	CEMENT RENDER	RC	ROOF COWL
CT	CERAMIC TILE	RH	RANGEHOOD
CF	CEILING FAN	RL	REDUCED LEVEL
COS	CHECK ON SITE	RWO	ROOF WATER OUTLET
CIS	CISTERN	SJ	SAWN JOINT
CFC	COMPRESSED FIBRE CEMENT	SB	SKIMMER BOX
C	CONCRETE	SEW	SEWER DRAINAGE PIPE
CC	CHIMNEY COWL	SIM	SIMILAR
CP	CONCRETE PAVER	SNK	SINK
CJ	CONTROL JOINT	SH	SHOWER HEAD
CTP	COOKTOP	SK	SKYLIGHT
CPD	CUPBOARD	SPH	SOLAR POOL HEATING
DW	DISHWASHER	SPT	SPOUT
DIV	DIVERTOR	SS	STAINLESS STEEL
D	DOOR	SC	STEEL COLUMN
DS	DOOR STOP	ST	STONE
DP	DOWN PIPE	STM	STEAMER
DWR	DRAWER	SW	STORMWATER
DG	DRIP GROOVE	SHS	SQUARE HOLLOW SECTION
EP	EDGE PULL	TV	TELEVISION
EX	EXISTING	TCF	TENNIS COURT FENCE
EG	EAVES GUTTER	TCS	TENNIS COURT SURFACE
FB	FACE BRICKWORK	TB	TIMBER
FCL	FINISHED CEILING LEVEL	TC	TIMBER CLADDING
FFL	FINISHED FLOOR LEVEL	TD	TIMBER DECKING
FSL	FINISHED STRUCTURE LEVEL	TF	TIMBER FLOOR
FP	FIREPLACE	TS	TIMBER SHINGLES
FS	FIXED SHELF	TBH	TOILET BRUSH HOLDER
FW	FLOOR WASTE	TPH	TOILET PAPER HOLDER
FLB	FLUSH BUTTON	TG	TONGUE AND GROOVE TIMBER
FPL	FLUSH PULL	TR	TOWEL RAIL
FG	FRAMELESS GLASS	TPZ	TREE PROTECTION ZONE
FR	FRIDGE	TT	VECHILE TUMTABLE
G	GATE	TUB	TUB
GM	GAS METER	TVM	TELEVISION MOUNT
GD	GRATED DRAIN	TYP	TYPICAL
GR	GRILLE	UNO	UNLESS NOTED OTHERWISE
H	HANDLE	VB	VILLABOARD
HK	ROBE HOOK	VP	VENT PIPE
HM	HIT + MISS BRICKWORK	WC	WATER CLOSET
HR	HANDRAIL	W	WINDOW
HWS	HOT WATER SYSTEM	WM	WATER METER
IM	ICE MAKER	ZIP	ZIP HEATER

NOTES

**GENERAL**  
ALL WORK SHALL BE CARRIED OUT USING NEW MATERIALS TO A FIRST CLASS QUALITY OF WORKMANSHIP AND IN ACCORDANCE WITH ALL RELEVANT REGULATIONS, BCA REQUIREMENTS, SAA CODES AND LOCAL AUTHORITY REQUIREMENTS.

**DEMOLITION**  
COMPLETE ALL DEMOLITION REQUIRED TO COMPLETE THE WORKS. DEMOLITION TO BE CARRIED OUT AND REFUSE REMOVED WITH MINIMUM DISTURBANCE TO THE EXISTING DWELLING AND ADJOINING DWELLINGS. MAKE GOOD DISTURBED SURFACES AND STRUCTURE BEFORE COMMENCING NEW WORK. DEMOLITION TO BE CARRIED OUT IN ACCORDANCE WITH AS2601-2001.

**CARPENTRY & JOINERY**  
ALL TIMBERS SHALL BE BEST QUALITY OF THEIR RESPECTIVE SELECTION AND GRADE CONFORMING WITH AS 1684 LIGHT TIMBER FRAMING CODE SPECIFICATION REQUIREMENTS. STRUCTURAL TIMBER SHALL BE MINIMUM F7 GRADE. FRAMING SHOWN IS INDICATIVE ONLY.

**DAMP PROOFING, FLASHING & WATERPROOFING**  
INSTALL FLASHINGS, DRIPS, STORM MOLDS, WEATHER SEALS, CAULKING, POINTING, OR THE LIKE SO THAT WATER IS PREVENTED FROM ENTERING THE BUILDING. ALL WATERPROOFING TO BE IN ACCORDANCE WITH AS 3740. ALL WET AREAS TO BE EXAMINED AND CERTIFIED BY AN ACCREDITED CERTIFIER.

**SMOKE ALARMS**  
SMOKE ALARMS TO BE PROVIDED IN ACCORDANCE WITH AS 3786-1993 AND PART 3.7.2 OF THE BCA

**PLUMBING & DRAINAGE**  
WORK SHALL BE CARRIED OUT BY A LICENSED CONTRACTOR IN ACCORDANCE WITH AUTHORITIES HAVING JURISDICTION OVER THE WORKS. CONNECT NEW BATHROOMS TO EXISTING SEWERAGE. CONNECT ALL NEW STORMWATER DRAIN POINTS TO EXISTING STORMWATER DRAINAGE. CONNECT ROOF CATCHMENT TO NEW RAINWATER TANK AND CONNECT TO PLUMBING TO WATER GARDENS; REFER HYDRAULIC DRAWINGS. TOILET CISTERNS TO BE WATER EFFICIENT DUAL FLUSH SYSTEMS AND PLUMBING FIXTURES TO BE WATER EFFICIENT TRIPLE A RATED. ALL NEW HOT WATER SERVICE PIPES TO BCA AND AS3500.

**BRICKWORK**  
ALL BRICKWORK TO BE PERFECTLY LEVEL, STRAIGHT & PLUMB & PERFECTLY BONDED. BUILD IN ALL DPC'S, ARCH BARS, WALL TIES & THE LIKE. ALL WORK TO BE CARRIED OUT IN A SKILLFUL & WORKMANLIKE MANNER IN ACCORDANCE WITH BEST TRADE PRACTICE, & AS PER AUSTRALIAN STANDARDS.

**STEELWORK**  
ALL STEELWORK TO BE IN ACCORDANCE WITH STRUCTURAL ENGINEERS PLANS & SPECIFICATION.

**ELECTRICAL**  
WORK SHALL BE CARRIED OUT BY A LICENSED CONTRACTOR IN ACCORDANCE WITH AUTHORITIES HAVING JURISDICTION OVER THE WORKS. SMOKE ALARMS ARE TO BE INSTALLED TO COMPLY WITH AS3786

**PLASTERING & RENDERING**  
13MM STANDARD GRADE PLASTERBOARD TO ALL STUD WALLS, FIXED IN ACCORDANCE WITH MANUFACTURES INSTRUCTIONS. VILLABOARD TO WET AREAS.

**BOUNDARIES**  
NO PORTION OF THE PROPOSED ALTERATIONS AND ADDITIONS, INCLUDING THE FOOTINGS AND ROOF EAVES, IS TO ENCROACH BEYOND THE BOUNDARIES OF THE SUBJECT PROPERTY.

**STRUCTURE**  
ALL STRUCTURAL WORKS TO PRACTISING STRUCTURAL ENGINEER'S DETAILS AND SPECIFICATIONS. REFER ALL STRUCTURAL ENGINEER'S DETAILS PRIOR TO CONSTRUCTION.

**EXISTING STRUCTURE**  
WHERE POSSIBLE EXISTING MATERIALS ARE TO BE RE-USED FOR THE PURPOSE OF NEW CONSTRUCTION AND WASTE MINIMISED GENERALLY.

**WINDOWS & DOORS**  
ALL EXTERNAL DOORS AND WINDOWS ARE TO INCLUDE WEATHER-STRIPPING TO MANUFACTURER'S RECOMMENDATIONS AND/OR SPECIFICATION.

**TERMITE CONTROL**  
ALL TERMITE CONTROL TO BE PROVIDED TO COMPLY WITH BCA AND COUNCIL REQUIREMENTS.

**BASIX COMMENTS**  
*LIGHT FITTINGS:*  
A MINIMUM OF 40% OF NEW OR ALTERED LIGHT FITTINGS ARE TO BE FITTED WITH FLUORESCENT, COMPACT FLUORESCENT OR LED LAMPS.  
*WATER FIXTURES:*  
NEW OR ALTERED SHOWER HEADS MUST HAVE A FLOW RATE OF NO GREATER THAN 9L/ MINUTE OR A 3 STAR WATER RATING.  
NEW OR ALTERED TOILETS MUST HAVE A FLOW RATE OF NO GREATER THAN 4L/ AVERAGE FLUSH OR A MINIMUM 3 STAR WATER RATING.NEW OR ALTERED TAPS MUST HAVE A FLOW RATE OF NO GREATER THAN 9L/ MINUTE OR A MINIMUM 3 STAR WATER RATING.  
*THERMAL INSULATION:*  
N/A  
*GLAZING:*  
STANDARD ALUMINIUM, SINGLE CLEAR, (U-VALUE: 7.63, SHGC: 0.75)AND;STANDARD ALUMINIUM, SINGLE PYROLYTIC LOW E, (U-VALUE: 5.7, SHGC: 0.47)AND;IMPROVED ALUMINIUM, TONED/AIR GAP/ CLEAR, (OR U-VALUE: 4.09, SHGC: 0.47)  
*SKYLIGHTS:*  
N/A

**JOINERY NOTES**  
TYPICALLY ALL INTERNAL CARCASSES & SHELVES TO BE 18mm HMR BOARD WITH WHITE MELAMINE FINISH.  
ROBE HANGING RAILS TO BE PROPRIETARY 30mm DIAMETER CHROME PLATED TUBULAR RAIL WITH PROPRIETARY FIXING TO ROBE CARCAS.ALL JOINERY TO BE SITE MEASURED AND CUSTOM BUILT TO SUIT EXACT DIMENSIONS.ALL JOINERY DOORS TO BE 18mm MDF WITH SELECTED FINISH APPLIED TO ALL FACES DOOR HARDWARE: MADINOZ STAINLESS STEEL D PULL HANDLES (MDZ100F).

DOCUMENT NOTES:  
Verify all dimensions on site before commencing work. Report all discrepancies to the Architect Prior to construction. Use figured dimensions in preference to scaled dimensions. Drawings made to larger scales and those showing particular parts of the works take precedence over drawings made to smaller scales or for general purposes. All work is to conform to relevant Australian Standards and Codes together with all Authorities' requirements and Regulations.

REV	DATE	DESCRIPTION	APP
A	14/04/20	ISSUED FOR INFORMATION	AL
B	16/04/20	ISSUED FOR QS	AL
C	20/05/20	ISSUED FOR REVIEW	AL
D	25/05/20	ISSUED FOR DA	AL
E	21/07/20	ISSUED FOR DA - REVISED	AL
F	06/10/20	ISSUED FOR DA - REVISED	AL

CONSULTANTS:



CLIENT:



ARCHITECT:



CONYBEARE MORRISON INTERNATIONAL P/L  
ABN 50 055 972 248 | T | 61 2 8244 8888  
W | www.cmplus.com.au | E | mail@cmplus.com.au  
Darrel Conybeare NSW ARB No 2252 |  
Bill Morrison NSW ARB No 2447

SCALE: 1:1 @ A3

PROJECT:

**19023**  
**TIMBRELL PARK AMENITIES**

HENLEY MARINE DR, FIVE DOCK  
NSW 2046

DRAWING TITLE:  
**DRAWING LIST & NOTES**

SHEET NUMBER:

**DA0001**

PLOTTED: 12/10/2020 12:04:30 PM

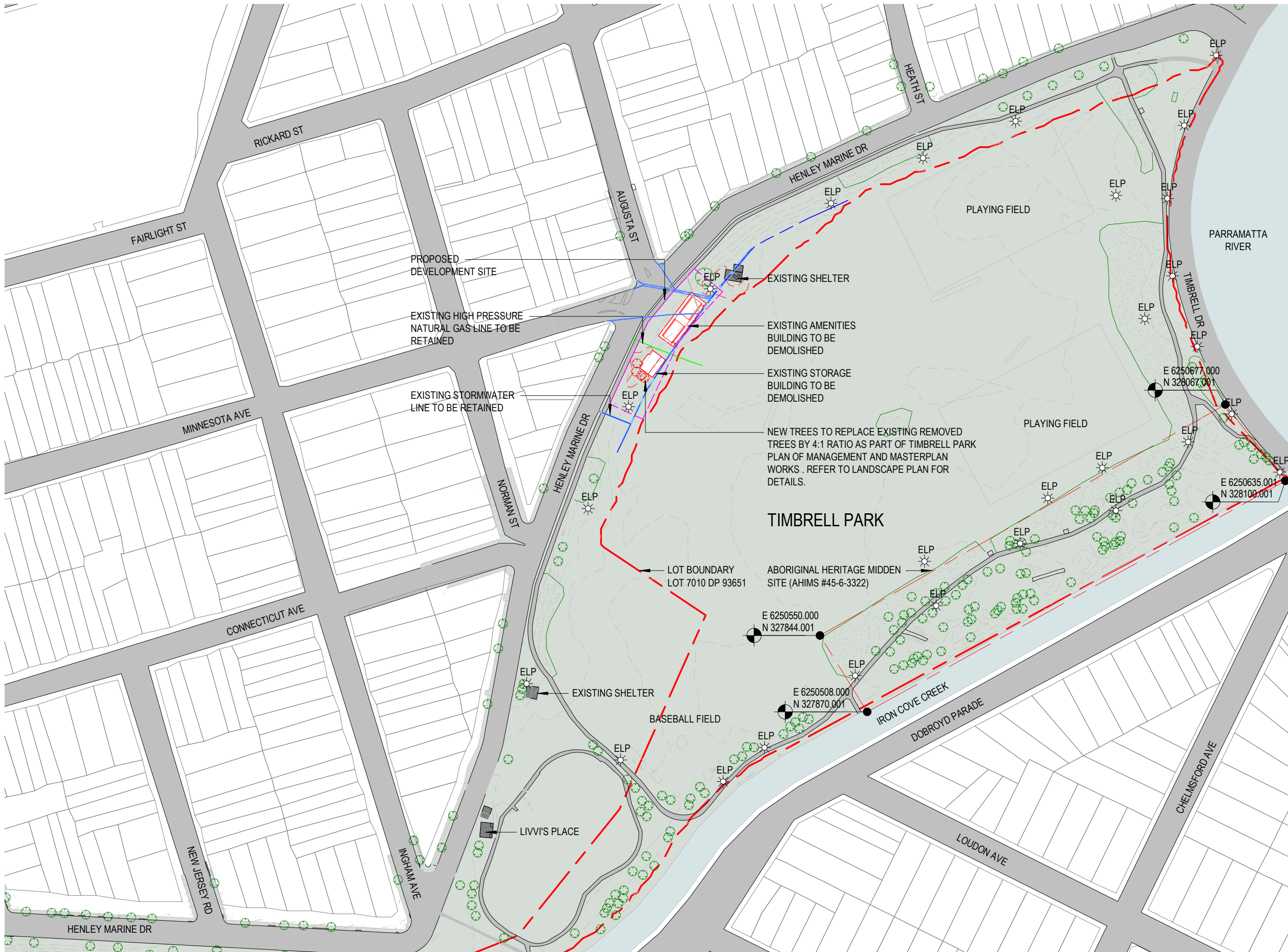
COPYRIGHT:

All rights reserved. This work is copyright and cannot be reproduced or copied by any means without the written permission of Conybeare Morrison International. Any license, express or implied, to use this document for any purpose whatsoever is restricted to the terms of the agreement between Conybeare Morrison International and the instructing party.

REV:

**F**

NOT FOR CONSTRUCTION



DOCUMENT NOTES:			
Verify all dimensions on site before commencing work. Report all discrepancies to the Architect Prior to construction. Use figured dimensions in preference to scaled dimensions. Drawings made to larger scales and those showing particular parts of the works take precedence over drawings made to smaller scales or for general purposes. All work is to conform to relevant Australian Standards and Codes together with all Authorities' requirements and Regulations.			
REV	DATE	DESCRIPTION	APP
A	14/04/20	ISSUED FOR INFORMATION	AL
B	16/04/20	ISSUED FOR QS	AL
C	20/05/20	ISSUED FOR REVIEW	AL
D	25/05/20	ISSUED FOR DA	AL
E	21/07/20	ISSUED FOR DA - REVISED	AL
F	06/10/20	ISSUED FOR DA - REVISED	AL

LEGEND	
	CONCRETE WORK
	BRICKWORK
	BLOCKWORK
	LANDSCAPE
	LOT BOUNDARY
	PROPOSED DEVELOPMENT SITE
	EXISTING ELEMENT
	DEMOLISHED ELEMENT

**DEMOLITION NOTES**  
VERIFY ALL EXISTING CONDITIONS ON SITE PRIOR TO COMMENCING WORK. NOTIFY ARCHITECT IF SITE CONDITIONS VARY FROM DRAWINGS.

ALL EFFORTS HAVE BEEN MADE TO NOTE PRINCIPLE DEMOLITION REQUIREMENT / WORKS, WHERE THE CONTRACTOR REQUIRES ADDITIONAL DEMOLITION, SUPPORTING OF EXISTING STRUCTURES OR MAKING GOOD OF ZONES RESULTING IN THE DEMOLITION PROCESS. THE CONTRACTOR SHALL ALLOW FOR SUCH WORKS AS REQUIRED TO COMPLETE THE WORKS.

IT IS THE CONTRACTORS RESPONSIBILITY TO ENSURE THE WORKS ARE CONDUCTED IN ACCORDANCE WITH THE REQUIREMENTS OF LOCAL AUTHORITIES, APPROVED BUILDING PRACTICES AND ALL RELEVANT LEGISLATION

REFER TO SURVEY PLAN FOR EXISTING SITE CONDITIONS.

READ DEMOLITION DRAWINGS IN CONJUNCTION WITH STRUCTURAL ENGINEERS DRAWINGS AND SPECIFICATIONS.

REFER TO SERVICES DRAWINGS FOR THE EXTENT OF ELECTRICAL, MECHANICAL AND HYDRAULIC SERVICES RELOCATION, DISCONNECTION OR REMOVAL, DECOMMISSION, CAP AND SEAL ALL SERVICES TO BE TERMINATED OR DISTURBED BY DEMOLITION WORKS. PLACE MARKERS TO INDICATE LOCATION OF DISCONNECTED SERVICES.

ALLOW FOR DRILLING/ CUTTING OF CORE HOLES AND SERVICES PENETRATIONS FOR ALL NEW SERVICES THROUGH EXISTING BUILDING ELEMENTS AS REQUIRED BY SERVICES ENGINEERING DOCUMENTATION.

THE CONTRACTOR IS RESPONSIBLE FOR MANAGING ALL MATERIAL LOADING & UNLOADING ON SITE RELATING TO THE DEMOLITION WORKS.

IT IS THE CONTRACTORS RESPONSIBILITY TO REPAIR AND MAKE GOOD WATERPROOFING DISTURBED BY DEMOLITION WORKS AND MARRY IN AND MAKE GOOD WITH THE NEW WORK.

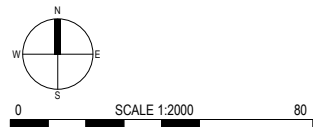
PROVIDE AND MAINTAIN HOARDING, BARRICADES, LIGHTING AND GUARDRAILS AS REQUIRED BY APPLICABLE CODES AND REGULATIONS TO PROTECT OCCUPANTS OF BUILDING AND WORKERS. COMPLY WITH ALL REGULATIONS PERTAINING TO SAFETY OF PERSONS, PROPERTY AND THE ENVIRONMENT

LEAVE CONTRACT AREAS AND SITE CLEAN, ORDERLY AND ACCEPTABLE FOR NEW CONSTRUCTION. ALL SURFACES TO BE LEFT IN GOOD ORDER. MAKE GOOD AND PROFESSIONALLY REPAIR ALL HOLES WEATHER TIGHT AND TO EQUIVALENT FIRE RATING OF SURROUNDING CONSTRUCTION AS REQUIRED.

PREVENT MOVEMENT OR SETTLEMENT OF STRUCTURE(S) PROVIDE AND PLACE BRACING OR SHORING IN ACCORDANCE WITH STRUCTURAL ENGINEERS DETAILS AND BE RESPONSIBLE FOR SAFETY AND SUPPORT OF STRUCTURE DURING THE WORKS. ASSUME LIABILITY FOR SUCH MOVEMENT, SETTLEMENT, DAMAGE OR INJURY.

THE CONTRACTOR IS TO ALLOW FOR THE REMOVAL AND DISPOSAL OF ALL DEMOLISHED MATERIALS, DEBRIS, REFUSE AND RUBBISH ASSOCIATED WITH THE DEMOLITION WORKS.

**CONSULTANTS:**  
  
**CLIENT:**  
  
**ARCHITECT:**  
  
CONYBEARE MORRISON INTERNATIONAL P/L  
ABN 50 055 972 248 | T 61 2 8244 8888  
W 1 www.cmyplus.com.au | E 1 m@cmplus.com.au  
Darrel Conybeare NSW ARB No 2252 |  
Bill Morrison NSW ARB No 2447



**PROJECT:**  
**19023**  
**TIMBRELL PARK AMENITIES**  
HENLEY MARINE DR, FIVE DOCK  
NSW 2046  
**DRAWING TITLE:**  
**EXISTING/DEMOLITION - SITE PLAN**

**SHEET NUMBER:**  
**DA0100**  
**REV:**  
**F**  
PLOTTED: 12/10/2020 12:04:49 PM

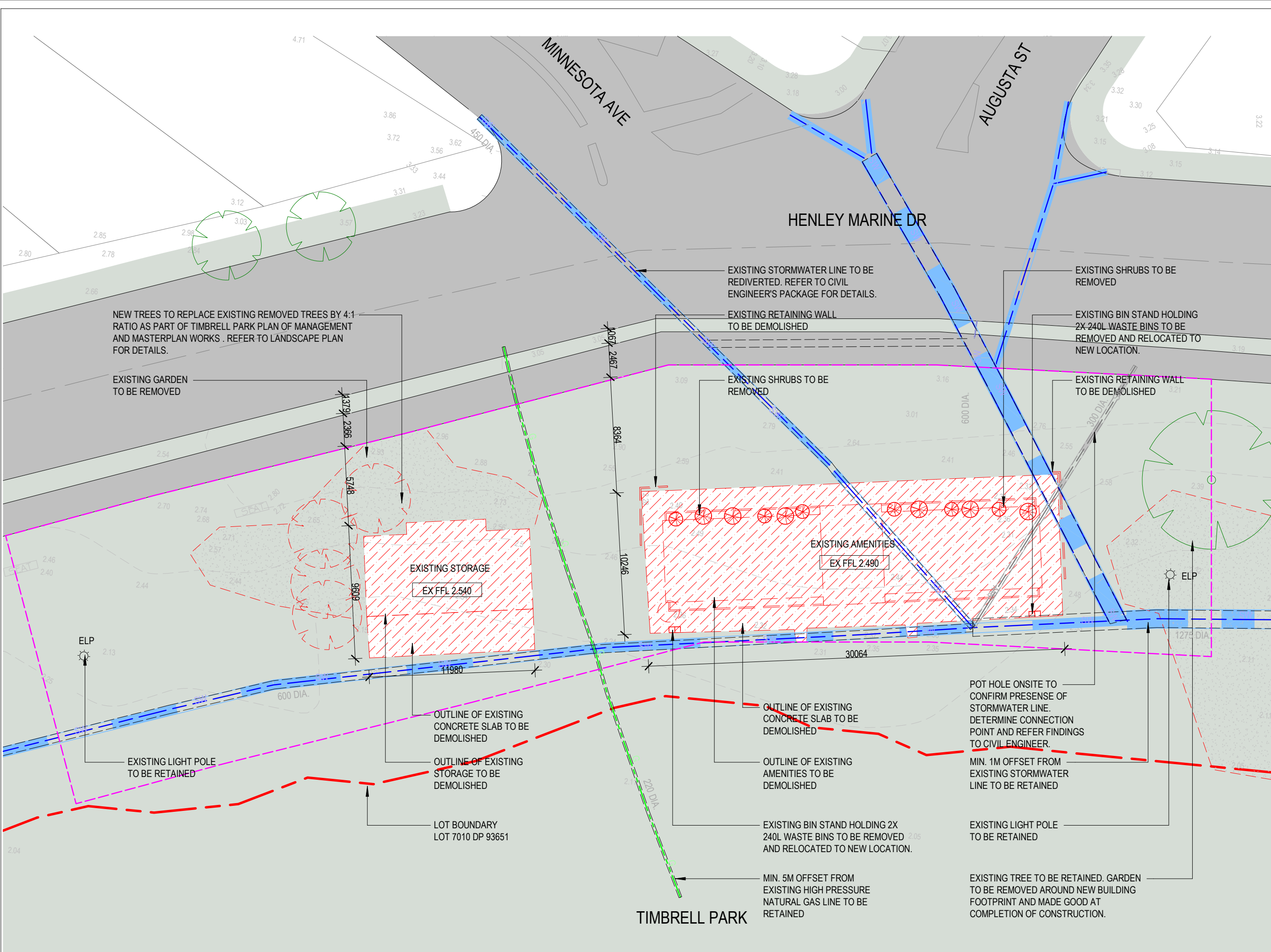
**COPYRIGHT:**  
All rights reserved. This work is copyright and cannot be reproduced or copied by any means without the written permission of Conybeare Morrison International. Any license, express or implied, to use this document for any purpose whatsoever is restricted to the terms of the agreement between Conybeare Morrison International and the instructing party.

**1** EXISTING/DEMOLITION - SITE PLAN  
1 : 2000

**NOT FOR CONSTRUCTION**



C:\Users\alay\Documents\19023\_TIMBRELL PARK AMENITIES\_2018\_CENTRAL\_alay\WKGA.rvt



**DOCUMENT NOTES:**  
Verify all dimensions on site before commencing work. Report all discrepancies to the Architect Prior to construction. Use figured dimensions in preference to scaled dimensions. Drawings made to larger scales and those showing particular parts of the works take precedence over drawings made to smaller scales or for general purposes. All work is to conform to relevant Australian Standards and Codes together with all Authorities' requirements and Regulations.

REV	DATE	DESCRIPTION	APP
A	14/04/20	ISSUED FOR INFORMATION	AL
B	16/04/20	ISSUED FOR QS	AL
C	20/05/20	ISSUED FOR REVIEW	AL
D	25/05/20	ISSUED FOR DA	AL
E	21/07/20	ISSUED FOR DA - REVISED	AL
F	06/10/20	ISSUED FOR DA - REVISED	AL

**LEGEND**

	CONCRETE WORK		EXISTING ELEMENT
	BRICKWORK		DEMOLISHED ELEMENT
	BLOCKWORK		
	LANDSCAPE		
	LOT BOUNDARY		
	PROPOSED DEVELOPMENT SITE		

**GFA CALCULATIONS**  
EXISTING BUILDINGS  
STORAGE BUILDING - 69SQM  
AMENITIES BUILDING - 144SQM  
TOTAL - 213SQM

**DEMOLITION NOTES**  
VERIFY ALL EXISTING CONDITIONS ON SITE PRIOR TO COMMENCING WORK. NOTIFY ARCHITECT IF SITE CONDITIONS VARY FROM DRAWINGS.  
  
ALL EFFORTS HAVE BEEN MADE TO NOTE PRINCIPLE DEMOLITION REQUIREMENT / WORKS, WHERE THE CONTRACTOR REQUIRES ADDITIONAL DEMOLITION, SUPPORTING OF EXISTING STRUCTURES OR MAKING GOOD OF ZONES RESULTING IN THE DEMOLITION PROCESS. THE CONTRACTOR SHALL ALLOW FOR SUCH WORKS AS REQUIRED TO COMPLETE THE WORKS.  
  
IT IS THE CONTRACTORS RESPONSIBILITY TO ENSURE THE WORKS ARE CONDUCTED IN ACCORDANCE WITH THE REQUIREMENTS OF LOCAL AUTHORITIES, APPROVED BUILDING PRACTICES AND ALL RELEVANT LEGISLATION  
  
REFER TO SURVEY PLAN FOR EXISTING SITE CONDITIONS.  
  
READ DEMOLITION DRAWINGS IN CONJUNCTION WITH STRUCTURAL ENGINEERS DRAWINGS AND SPECIFICATIONS.  
  
REFER TO SERVICES DRAWINGS FOR THE EXTENT OF ELECTRICAL, MECHANICAL AND HYDRAULIC SERVICES RELOCATION. DISCONNECTION OR REMOVAL, DECOMMISSION, CAP AND SEAL ALL SERVICES TO BE TERMINATED OR DISTURBED BY DEMOLITION WORKS. PLACE MARKERS TO INDICATE LOCATION OF DISCONNECTED SERVICES.  
  
ALLOW FOR DRILLING/ CUTTING OF CORE HOLES AND SERVICES PENETRATIONS FOR ALL NEW SERVICES THROUGH EXISTING BUILDING ELEMENTS AS REQUIRED BY SERVICES ENGINEERING DOCUMENTATION.  
  
THE CONTRACTOR IS RESPONSIBLE FOR MANAGING ALL MATERIAL LOADING & UNLOADING ON SITE RELATING TO THE DEMOLITION WORKS.  
  
IT IS THE CONTRACTORS RESPONSIBILITY TO REPAIR AND MAKE GOOD WATERPROOFING DISTURBED BY DEMOLITION WORKS AND MARRY IN AND MAKE GOOD WITH THE NEW WORK  
  
PROVIDE AND MAINTAIN HOARDING, BARRICADES, LIGHTING AND GUARDRAILS AS REQUIRED BY APPLICABLE CODES AND REGULATIONS TO PROTECT OCCUPANTS OF BUILDING AND WORKERS. COMPLY WITH ALL REGULATIONS PERTAINING TO SAFETY OF PERSONS, PROPERTY AND THE ENVIRONMENT  
  
LEAVE CONTRACT AREAS AND SITE CLEAN, ORDERLY AND ACCEPTABLE FOR NEW CONSTRUCTION. ALL SURFACES TO BE LEFT IN GOOD ORDER. MAKE GOOD AND PROFESSIONALLY REPAIR ALL HOLES WEATHER TIGHT AND TO EQUIVALENT FIRE RATING OF SURROUNDING CONSTRUCTION AS REQUIRED.  
  
PREVENT MOVEMENT OR SETTLEMENT OF STRUCTURE(S) PROVIDE AND PLACE BRACING OR SHORING IN ACCORDANCE WITH STRUCTURAL ENGINEERS DETAILS AND BE RESPONSIBLE FOR SAFETY AND SUPPORT OF STRUCTURE DURING THE WORKS. ASSUME LIABILITY FOR SUCH MOVEMENT, SETTLEMENT, DAMAGE OR INJURY.  
  
THE CONTRACTOR IS TO ALLOW FOR THE REMOVAL AND DISPOSAL OF ALL DEMOLISHED MATERIALS, DEBRIS, REFUSE AND RUBBISH ASSOCIATED WITH THE DEMOLITION WORKS.

**CONSULTANTS:**  
  
**CLIENT:**  
  
**ARCHITECT:**  
  
CONYBEARE MORRISON INTERNATIONAL P/L  
ABN 50 065 972 248 | T | 61 2 8244 8888  
W | www.cmyplus.com.au | E | mail@cmyplus.com.au  
Darrel Conybeare NSW ARB No 2252 |  
Bill Morrison NSW ARB No 2447

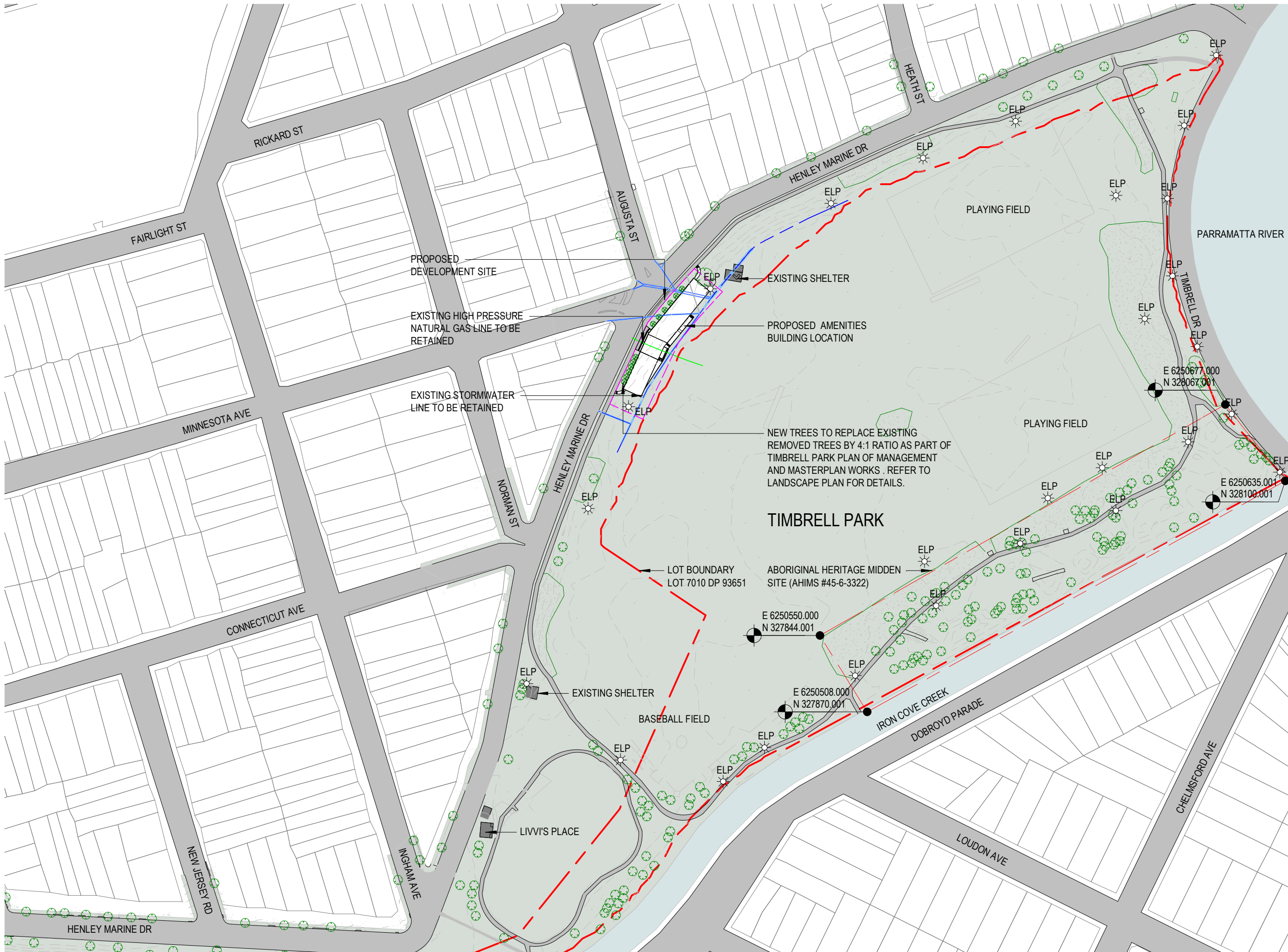
0 10 SCALE 1:250  
SCALE: As indicated @ A3  
**PROJECT:**  
**19023**  
**TIMBRELL PARK AMENITIES**  
HENLEY MARINE DR, FIVE DOCK  
NSW 2046  
**DRAWING TITLE:**  
**EXISTING/DEMOLITION - PLAN**

**SHEET NUMBER:**  
**DA0101**  
PLOTTED: 12/10/2020 12:04:54 PM  
COPYRIGHT:  
All rights reserved. This work is copyright and cannot be reproduced or copied by any means without the written permission of Conybeare Morrison International. Any license, express or implied, to use this document for any purpose whatsoever is restricted to the terms of the agreement between Conybeare Morrison International and the instructing party.

**REV:**  
**F**

**NOT FOR CONSTRUCTION**





1 SITE PLAN  
1:2000

DOCUMENT NOTES:  
Verify all dimensions on site before commencing work. Report all discrepancies to the Architect Prior to construction. Use figured dimensions in preference to scaled dimensions. Drawings made to larger scales and those showing particular parts of the works take precedence over drawings made to smaller scales or for general purposes. All work is to conform to relevant Australian Standards and Codes together with all Authorities' requirements and Regulations.

REV	DATE	DESCRIPTION	APP
A	14/04/20	ISSUED FOR INFORMATION	AL
B	16/04/20	ISSUED FOR QS	AL
C	20/05/20	ISSUED FOR REVIEW	AL
D	25/05/20	ISSUED FOR DA	AL
E	21/07/20	ISSUED FOR DA - REVISED	AL
F	06/10/20	ISSUED FOR DA - REVISED	AL

LEGEND	
	CONCRETE WORK
	BRICKWORK
	BLOCKWORK
	LANDSCAPE
	LOT BOUNDARY
	PROPOSED DEVELOPMENT SITE

CONSULTANTS:



CLIENT:



ARCHITECT:

**CM<sup>+</sup>**  
CONYBEARE MORRISON INTERNATIONAL P/L  
ABN 50 055 972 248 | T 61 2 8244 8888  
W 1 www.cmyplus.com.au | E 1 mail@cmyplus.com.au  
Darrel Conybeare NSW ARB No 2252 |  
Bill Morrison NSW ARB No 2447



SCALE: 1:2000 @ A3

PROJECT:

**19023**  
**TIMBRELL PARK AMENITIES**  
HENLEY MARINE DR, FIVE DOCK  
NSW 2046

DRAWING TITLE:  
**SITE PLAN**

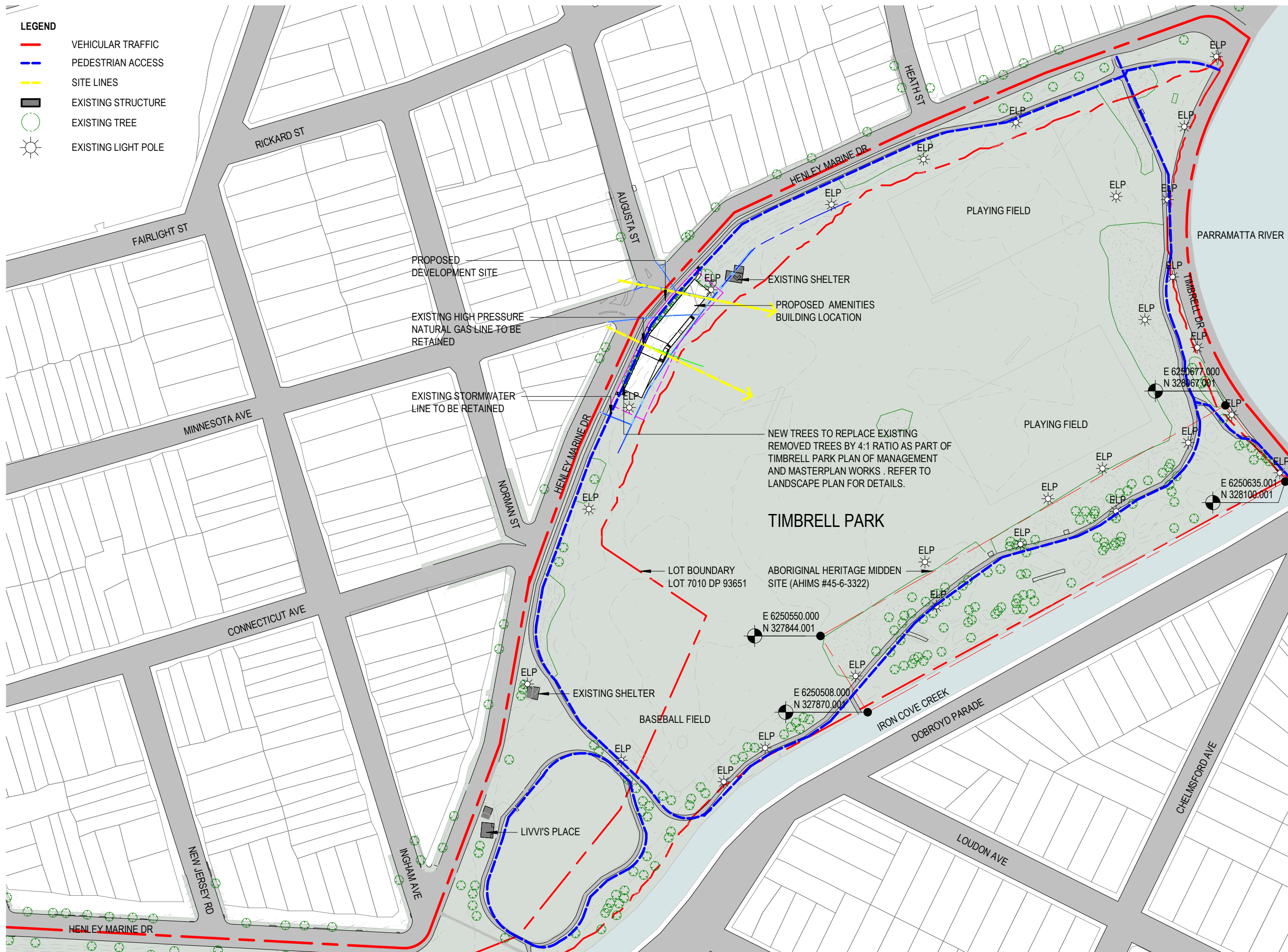
SHEET NUMBER:  
**DA0900**

REV:  
**F**

PLOTTED: 12/10/2020 12:05:15 PM  
COPYRIGHT:  
All rights reserved. This work is copyright and cannot be reproduced or copied by any means without the written permission of Conybeare Morrison International. Any license, express or implied, to use this document for any purpose whatsoever is restricted to the terms of the agreement between Conybeare Morrison International and the instructing party.

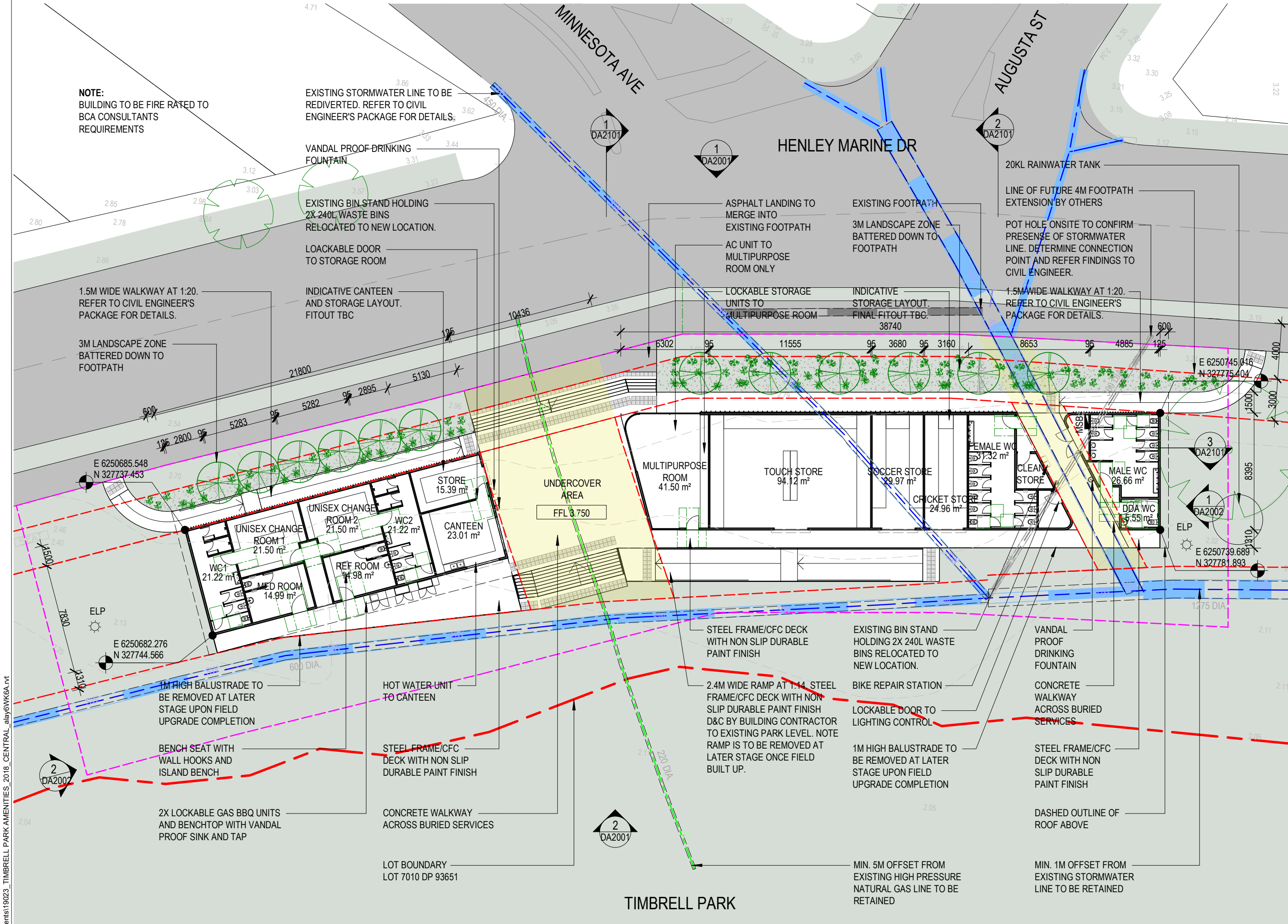
**NOT FOR CONSTRUCTION**







C:\Users\alay\Documents\19023\_TIMBRELL PARK AMENITIES\_2018\_CENTRAL\_alay\WKGA.rvt



1 GROUND FLOOR PLAN  
1 : 250

NOT FOR CONSTRUCTION

**DOCUMENT NOTES:**  
Verify all dimensions on site before commencing work. Report all discrepancies to the Architect Prior to construction. Use figured dimensions in preference to scaled dimensions. Drawings made to larger scales and those showing particular parts of the works take precedence over drawings made to smaller scales or for general purposes. All work is to conform to relevant Australian Standards and Codes together with all Authorities' requirements and Regulations.

REV	DATE	DESCRIPTION	APP
J	07/07/20	ISSUED FOR REVIEW	AL
K	09/07/20	ISSUED FOR COORDINATION	AL
L	21/07/20	ISSUED FOR DA - REVISED	AL
M	24/08/20	ISSUED FOR INFORMATION	AL
N	23/09/20	ISSUED FOR COORDINATION	AL
O	06/10/20	ISSUED FOR DA - REVISED	AL

**LEGEND**

- CONCRETE WORK
- BRICKWORK
- BLOCKWORK
- LANDSCAPE
- LOT BOUNDARY
- PROPOSED DEVELOPMENT SITE

**UNDERGROUND SERVICES**  
NOTE  
5M CLEARANCE FROM HIGH PRESSURE GAS LINE  
1M CLEARANCE FROM STORMWATER LINE  
MALE WC/DDA WC/MSB MODULE TO CANTILEVER 500MM OVER LINE OF PILES

**AREA CALCULATIONS**  
DEVELOPMENT SITE AREA  
1720SQM

**GFA**  
**EXISTING BUILDINGS**  
STORAGE BUILDING - 69SQM  
AMENITIES BUILDING - 144SQM  
TOTAL - 213SQM

**NEW BUILDINGS**  
CLUB FACILITIES - 206SQM  
(WC1, UNISEX CHANGE ROOM 1, UNISEX CHANGE ROOM 2, WC2, MED ROOM, REF ROOM, MULTIPURPOSE ROOM, STORE, CANTENEN)  
STORAGE - 151SQM  
(TOUCH STORE, SOCCER STORE, CRICKET STORE)  
PUBLIC AMENITIES - 79SQM  
(FEMALE WC, MALE WC, DDA WC, LIGHTING CONTROL ROOM, CLEANERS STORE, SWITCHBOARD CLIPBOARD)  
TOTAL - 436SQM

**AREA SUMMARY**  
REV I - 25/05/20 - ISSUED FOR DA  
BUILDING AREA - 684SQM  
GFA - 457SQM

REV L - 21/07/20 - ISSUED FOR DA - REVISED  
BUILDING AREA - 704SQM  
GFA - 468SQM

REV O - 06/10/20 - ISSUED FOR DA - REVISED  
BUILDING AREA - 661SQM  
GFA - 436SQM

**STORAGE REQUIREMENTS**  
CRICKET  
HEAVY DUTY SHELVING - TWO ROWS AND THIRD ROW TO ACCOMMODATE FOR LIGHT ITEMS.  
SHELVING NEEDS TO BE AT LEAST 1M DEEP. SHELVING CANNOT BE ABOVE SHOULDER HEIGHT FROM CHMS BASIS FOR KIT STORAGE. ONE CLIPBOARD TO STORE DOCUMENTS.

SOCCER  
PACKING WITH ADJUSTABLE SHELVES.  
STATIONARY CABINET.

TOUCH FOOTBALL  
HEAVY DUTY FULL HEIGHT STEEL RACKING ADJUSTABLE SHELVES ON 2 SIDES.  
LOCKABLE CLIPBOARDS WITH ADJUSTABLE SHELVING ON 1 SIDE.  
2 X STORAGE BINS.

**CONSULTANTS:**  
**NORTHROP**

**CLIENT:**  
City of Canada Bay

**ARCHITECT:**  
**CM+**  
CONYBEARE MORRISON INTERNATIONAL P/L  
ABN 50 065 972 248 | T 61 2 8244 8888  
W 1 www.cmyplus.com.au | E 1 mail@cmyplus.com.au  
Darrel Conybeare NSW ARB No 2252 |  
Bill Morrison NSW ARB No 2447

**PROJECT:**  
**19023**  
**TIMBRELL PARK AMENITIES**  
HENLEY MARINE DR, FIVE DOCK  
NSW 2046

**DRAWING TITLE:**  
**PLAN - GROUND FLOOR**

**SHEET NUMBER:**  
**DA1001**

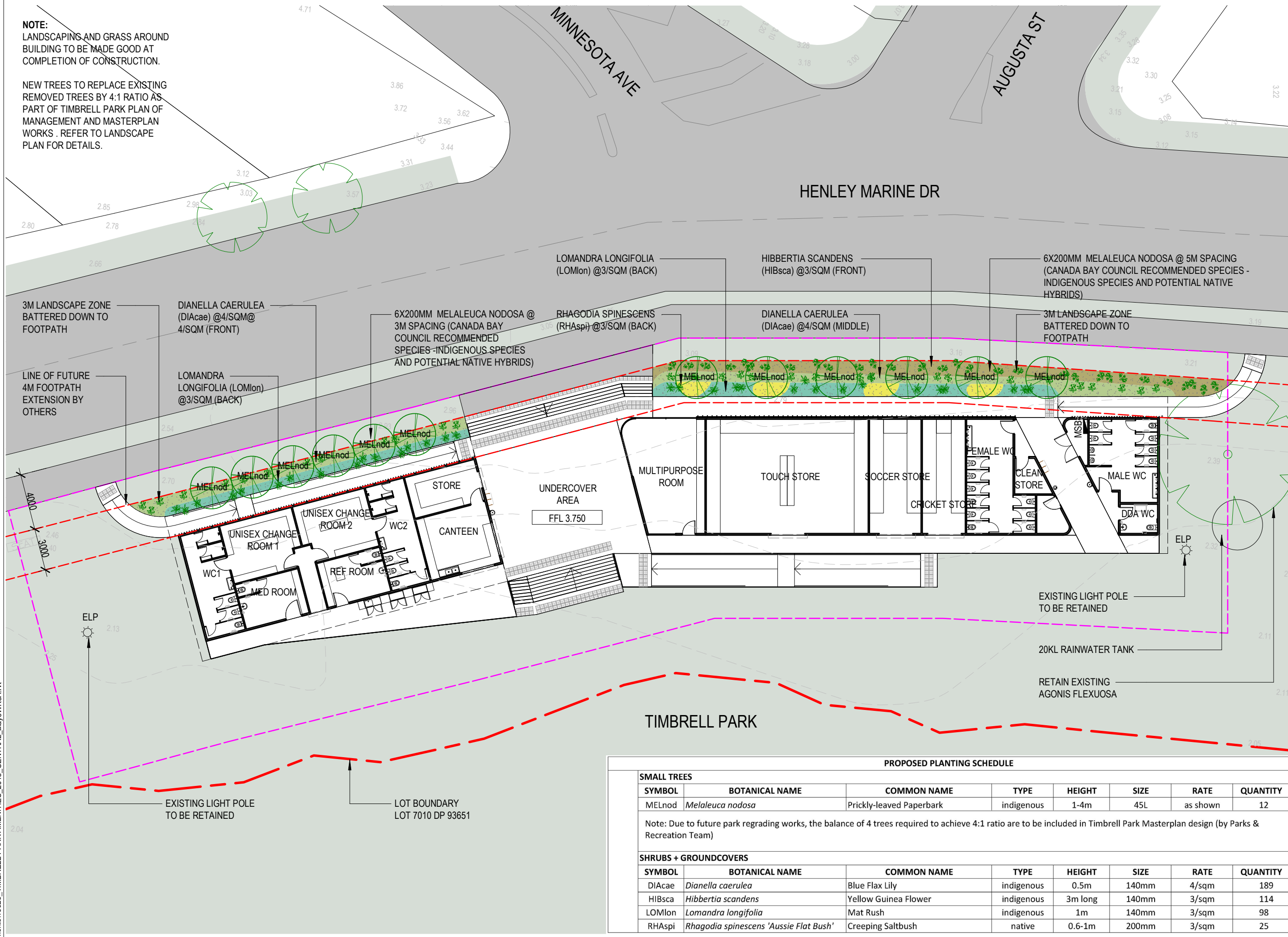
**REV:**  
**O**

PLOTTED: 12/10/2020 12:05:46 PM  
COPYRIGHT:  
All rights reserved. This work is copyright and cannot be reproduced or copied by any means without the written permission of Conybeare Morrison International. Any license, express or implied, to use this document for any purpose whatsoever is restricted to the terms of the agreement between Conybeare Morrison International and the instructing party.









NOTE:  
LANDSCAPING AND GRASS AROUND  
BUILDING TO BE MADE GOOD AT  
COMPLETION OF CONSTRUCTION.

NEW TREES TO REPLACE EXISTING  
REMOVED TREES BY 4:1 RATIO AS  
PART OF TIMBRELL PARK PLAN OF  
MANAGEMENT AND MASTERPLAN  
WORKS . REFER TO LANDSCAPE  
PLAN FOR DETAILS.



PROPOSED PLANTING SCHEDULE							
SMALL TREES							
SYMBOL	BOTANICAL NAME	COMMON NAME	TYPE	HEIGHT	SIZE	RATE	QUANTITY
MELnod	Melaleuca nodosa	Prickly-leaved Paperbark	indigenous	1-4m	45L	as shown	12
Note: Due to future park regrading works, the balance of 4 trees required to achieve 4:1 ratio are to be included in Timbrell Park Masterplan design (by Parks & Recreation Team)							
SHRUBS + GROUNDCOVERS							
SYMBOL	BOTANICAL NAME	COMMON NAME	TYPE	HEIGHT	SIZE	RATE	QUANTITY
DIACae	Dianella caerulea	Blue Flax Lily	indigenous	0.5m	140mm	4/sqm	189
HIBsca	Hibbertia scandens	Yellow Guinea Flower	indigenous	3m long	140mm	3/sqm	114
LOMlon	Lomandra longifolia	Mat Rush	indigenous	1m	140mm	3/sqm	98
RHASpi	Rhagodia spinescens 'Aussie Flat Bush'	Creeping Saltbush	native	0.6-1m	200mm	3/sqm	25

DOCUMENT NOTES:			
Verify all dimensions on site before commencing work. Report all discrepancies to the Architect Prior to construction. Use figured dimensions in preference to scaled dimensions. Drawings made to larger scales and those showing particular parts of the works take precedence over drawings made to smaller scales or for general purposes. All work is to conform to relevant Australian Standards and Codes together with all Authorities' requirements and Regulations.			
REV	DATE	DESCRIPTION	APP
B	16.04.20	ISSUED FOR QS	AL
C	20/05/20	ISSUED FOR REVIEW	AL
D	25/05/20	ISSUED FOR DA	AL
E	21/07/20	ISSUED FOR DA - REVISED	AL
F	01/10/20	ISSUED FOR COORDINATION	AL
G	06/10/20	ISSUED FOR DA - REVISED	AL
LEGEND			
 CONCRETE WORK			
 BRICKWORK			
 BLOCKWORK			
 LANDSCAPE			
 LOT BOUNDARY			
 PROPOSED DEVELOPMENT SITE			

PLANTING LEGEND	
	RHASpi - RHAGODIA SPINESCENS (8.450SQM)
	LOMlon - LOMANDRA LONGIFOLIA (32.685SQM)
	DIACae - DIANELLA CAERULEA (47.240SQM)
	HIBsca - HIBBERTIA SCANDENS (38.040SQM)

CONSULTANTS:

**NORTHROP**

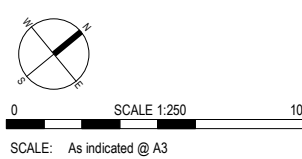
CLIENT:

City of Canada Bay

ARCHITECT:

**CM<sup>+</sup>**

CONYBEARE MORRISON INTERNATIONAL P/L  
ABN 50 055 972 248 | T 61 2 8244 8888  
W 1 www.cmplplus.com.au | E 1 mail@cmplplus.com.au  
Darrel Conybeare NSW ARB No 2252 |  
Bill Morrison NSW ARB No 2447



SCALE: As indicated @ A3

PROJECT:

**19023**  
**TIMBRELL PARK AMENITIES**  
HENLEY MARINE DR, FIVE DOCK  
NSW 2046

DRAWING TITLE:  
**PLAN - GROUND FLOOR LANDSCAPE**

SHEET NUMBER:  
**DA1010**

REV:  
**G**

PLOTTED: 12/10/2020 12:05:57 PM

COPYRIGHT:  
All rights reserved. This work is copyright and cannot be reproduced or copied by any means without the written permission of Conybeare Morrison International. Any license, express or implied, to use this document for any purpose whatsoever is restricted to the terms of the agreement between Conybeare Morrison International and the instructing party.

NOT FOR CONSTRUCTION



DOCUMENT NOTES:  
Verify all dimensions on site before commencing work. Report all discrepancies to the Architect Prior to construction. Use figured dimensions in preference to scaled dimensions. Drawings made to larger scales and those showing particular parts of the works take precedence over drawings made to smaller scales or for general purposes. All work is to conform to relevant Australian Standards and Codes together with all Authorities' requirements and Regulations.

REV	DATE	DESCRIPTION	APP
A	14/04/20	ISSUED FOR INFORMATION	AL
B	16/04/20	ISSUED FOR QS	AL
C	20/05/20	ISSUED FOR REVIEW	AL
D	25/05/20	ISSUED FOR DA	AL
E	21/07/20	ISSUED FOR DA - REVISED	AL
F	06/10/20	ISSUED FOR DA - REVISED	AL

LEGEND	
	CONCRETE WORK
	BRICKWORK
	BLOCKWORK
	LANDSCAPE
	LOT BOUNDARY
	PROPOSED DEVELOPMENT SITE

CONSULTANTS:



CLIENT:



ARCHITECT:

**CM<sup>+</sup>**

CONYBEARE MORRISON INTERNATIONAL P/L  
ABN 50 065 972 248 | T 61 2 8244 8888  
W 1 www.cmplus.com.au | E mail@cmplus.com.au  
Darrel Conybeare NSW ARB No 2252 |  
Bill Morrison NSW ARB No 2447



SCALE: 1 : 250 @ A3

PROJECT:

**19023**  
**TIMBRELL PARK AMENITIES**  
HENLEY MARINE DR, FIVE DOCK  
NSW 2046

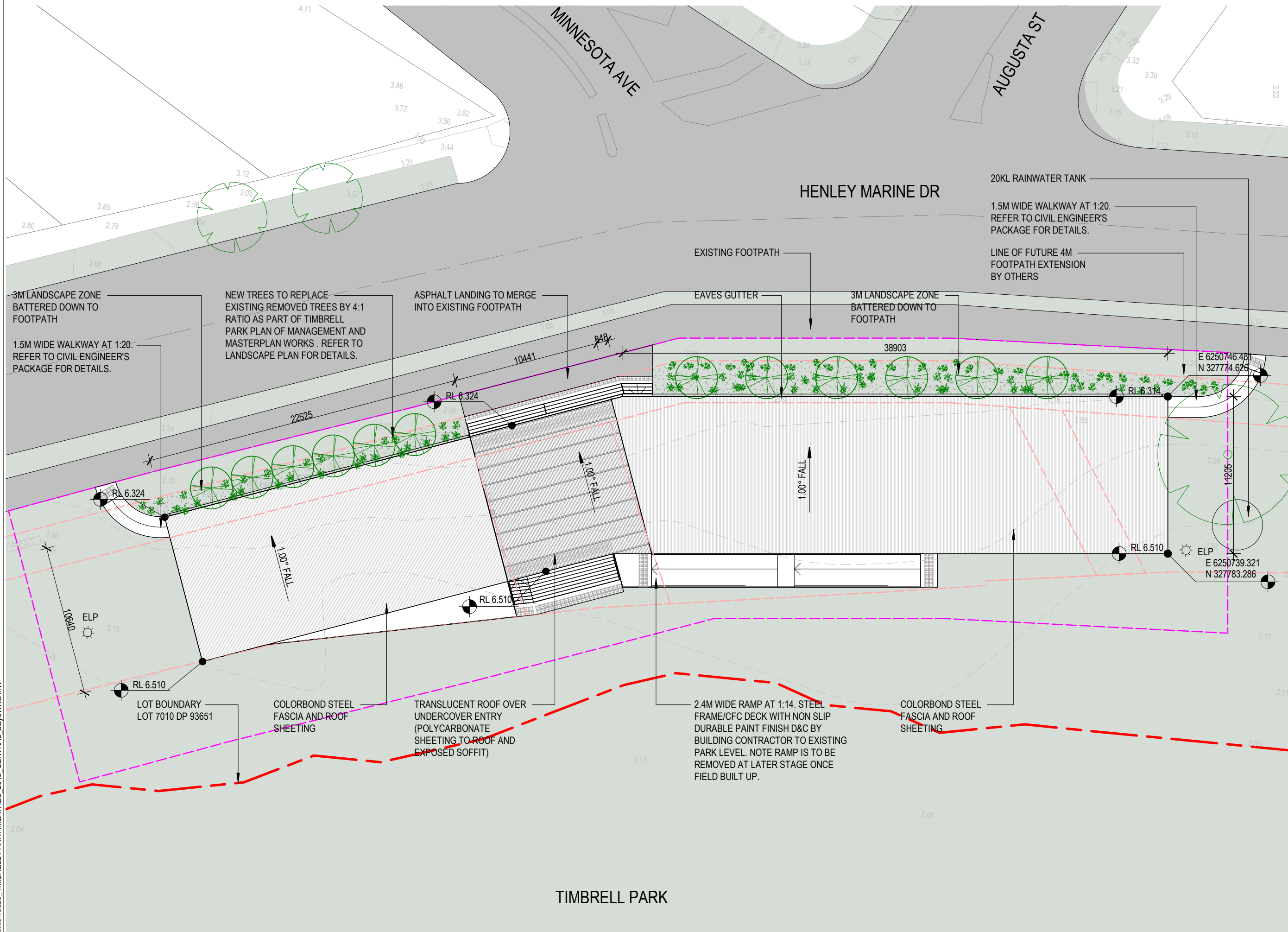
DRAWING TITLE:  
**PLAN - ROOF**

SHEET NUMBER:

**DA1020**

PLOTTED: 12/10/2020 12:06:05 PM

COPYRIGHT:  
All rights reserved. This work is copyright and cannot be reproduced or copied by any means without the written permission of Conybeare Morrison International. Any license, express or implied, to use this document for any purpose whatsoever is restricted to the terms of the agreement between Conybeare Morrison International and the instructing party.



**1** **ROOF PLAN**  
1 : 250

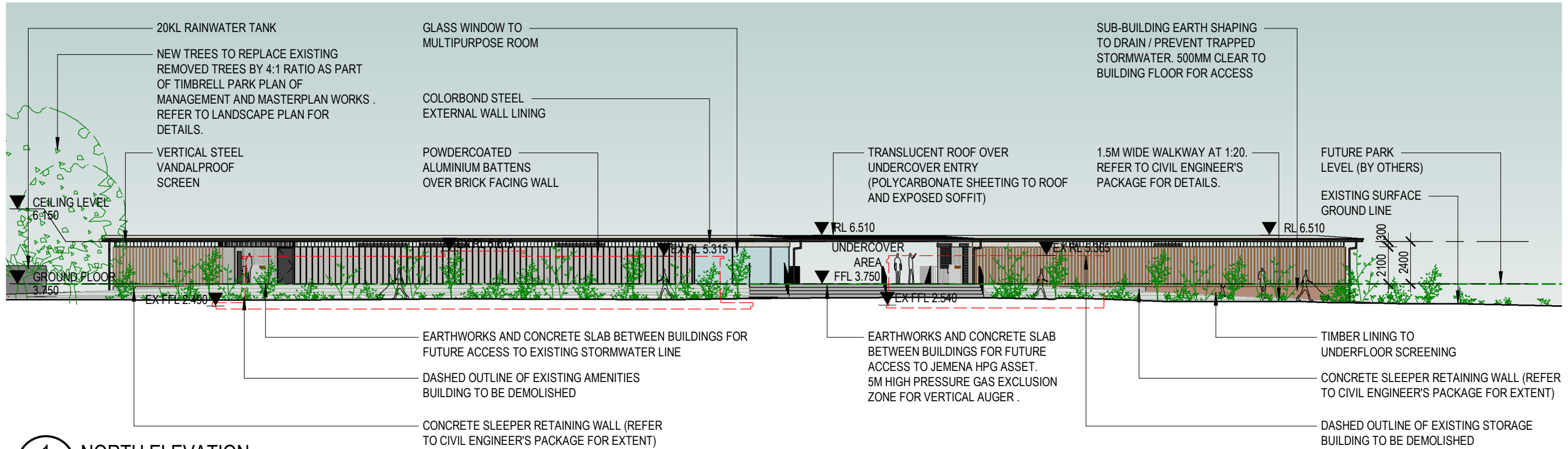
**NOT FOR CONSTRUCTION**



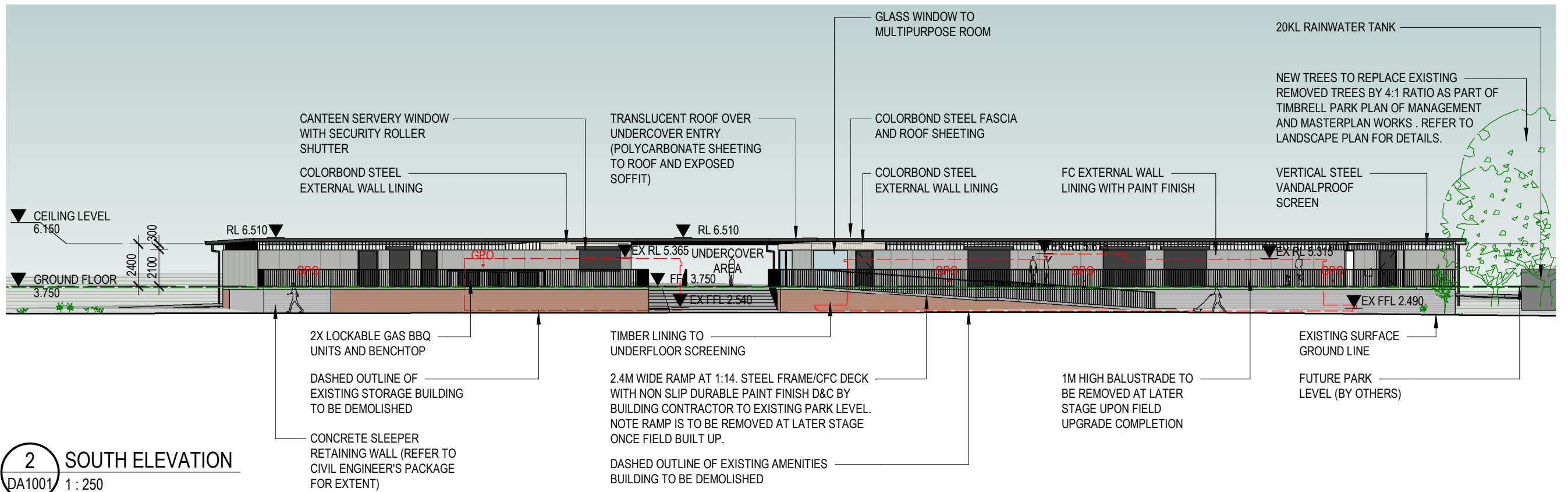
DOCUMENT NOTES:  
Verify all dimensions on site before commencing work. Report all discrepancies to the Architect Prior to construction. Use figured dimensions in preference to scaled dimensions. Drawings made to larger scales and those showing particular parts of the works take precedence over drawings made to smaller scales or for general purposes. All work is to conform to relevant Australian Standards and Codes together with all Authorities' requirements and Regulations.

REV	DATE	DESCRIPTION	APP
B	16/04/20	ISSUED FOR QS	AL
C	20/05/20	ISSUED FOR COORDINATION	AL
D	20/05/20	ISSUED FOR REVIEW	AL
E	25/05/20	ISSUED FOR DA	AL
F	21/07/20	ISSUED FOR DA - REVISED	AL
G	06/10/20	ISSUED FOR DA - REVISED	AL

LEGEND	
	CONCRETE WORK
	BRICKWORK
	BLOCKWORK
	LANDSCAPE



1 NORTH ELEVATION  
DA1001 1 : 250



2 SOUTH ELEVATION  
DA1001 1 : 250

CONSULTANTS:



CLIENT:



ARCHITECT:



SCALE: 1 : 250 @ A3

PROJECT:

**19023**  
**TIMBRELL PARK AMENITIES**  
HENLEY MARINE DR, FIVE DOCK  
NSW 2046

DRAWING TITLE:  
**ELEVATIONS - SHEET 1**

SHEET NUMBER:

**DA2001**

PLOTTED: 12/10/2020 12:06:22 PM

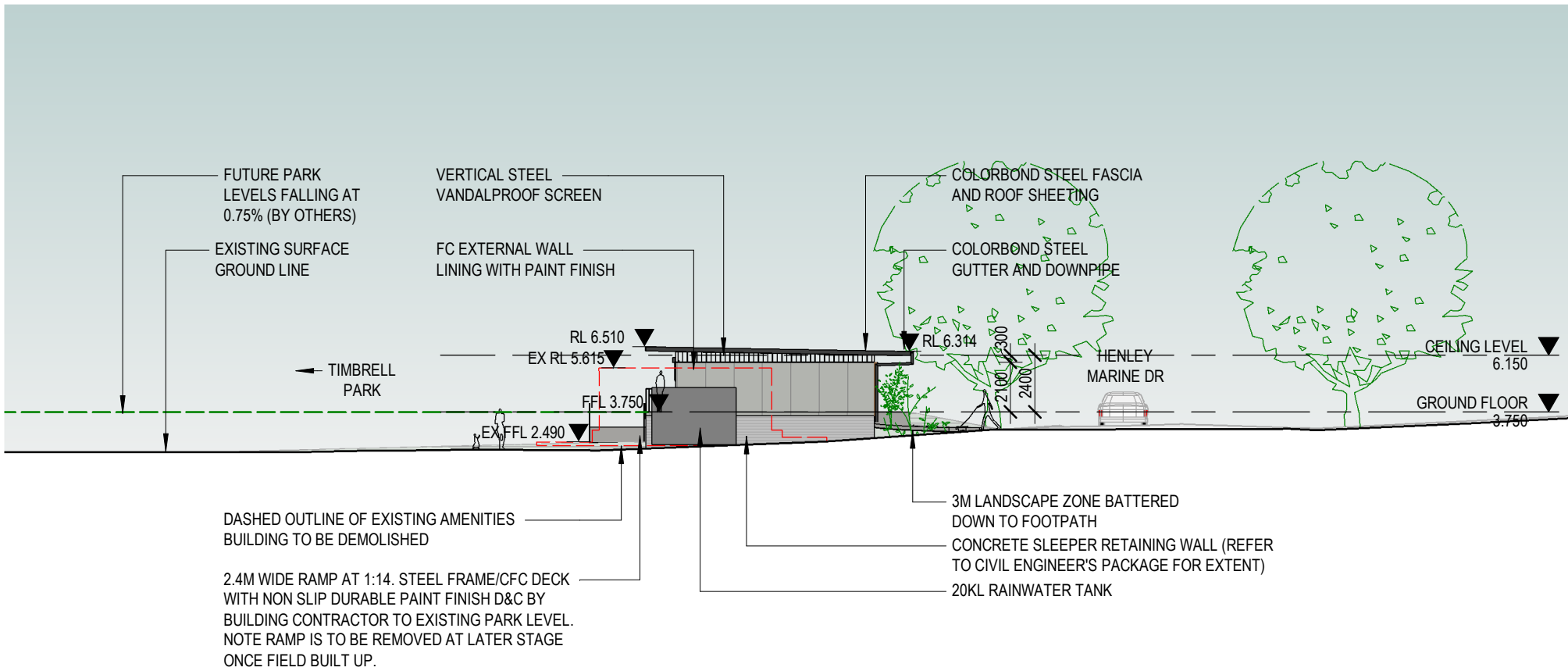
COPYRIGHT:

All rights reserved. This work is copyright and cannot be reproduced or copied by any means without the written permission of Conybeare Morrison International. Any license, express or implied, to use this document for any purpose whatsoever is restricted to the terms of the agreement between Conybeare Morrison International and the instructing party.

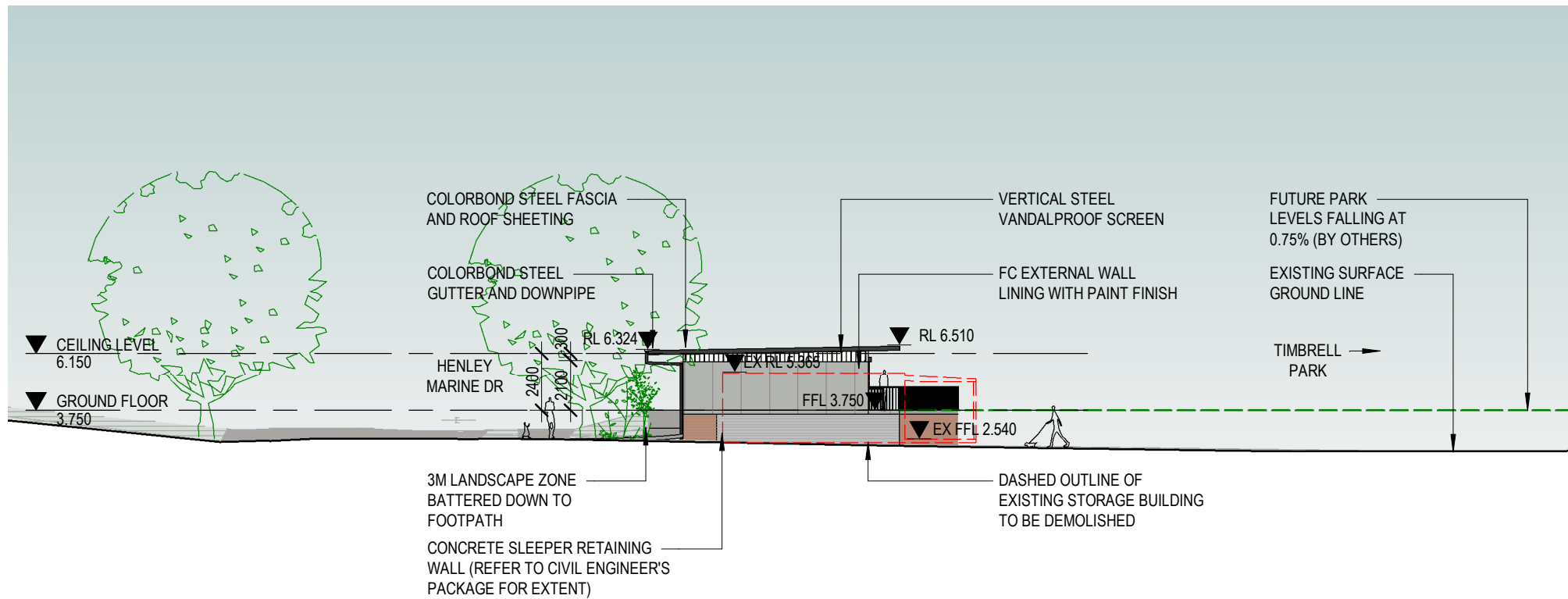
REV:  
**G**

**NOT FOR CONSTRUCTION**





1 EAST ELEVATION  
DA1001 1 : 250



2 WEST ELEVATION  
DA1001 1 : 250

DOCUMENT NOTES:  
Verify all dimensions on site before commencing work. Report all discrepancies to the Architect Prior to construction. Use figured dimensions in preference to scaled dimensions. Drawings made to larger scales and those showing particular parts of the works take precedence over drawings made to smaller scales or for general purposes. All work is to conform to relevant Australian Standards and Codes together with all Authorities' requirements and Regulations.

REV	DATE	DESCRIPTION	APP
B	16/04/20	ISSUED FOR QS	AL
C	20/05/20	ISSUED FOR COORDINATION	AL
D	20/05/20	ISSUED FOR REVIEW	AL
E	25/05/20	ISSUED FOR DA	AL
F	21/07/20	ISSUED FOR DA - REVISED	AL
G	06/10/20	ISSUED FOR DA - REVISED	AL

LEGEND
CONCRETE WORK
BRICKWORK
BLOCKWORK
LANDSCAPE

CONSULTANTS:



CLIENT:



ARCHITECT:



CONYBEARE MORRISON INTERNATIONAL P/L  
ABN 50 055 972 248 | T | 61 2 8244 8888  
W | www.cmplus.com.au | E | mail@cmplus.com.au  
Darrel Conybeare NSW ARB No 2252 |  
Bill Morrison NSW ARB No 2447

0 SCALE 1:250 10

SCALE: 1 : 250 @ A3

PROJECT:

**19023**  
**TIMBRELL PARK AMENITIES**

HENLEY MARINE DR, FIVE DOCK  
NSW 2046

DRAWING TITLE:  
**ELEVATIONS - SHEET 2**

SHEET NUMBER:

**DA2002**

PLOTTED: 12/10/2020 12:06:31 PM

COPYRIGHT:

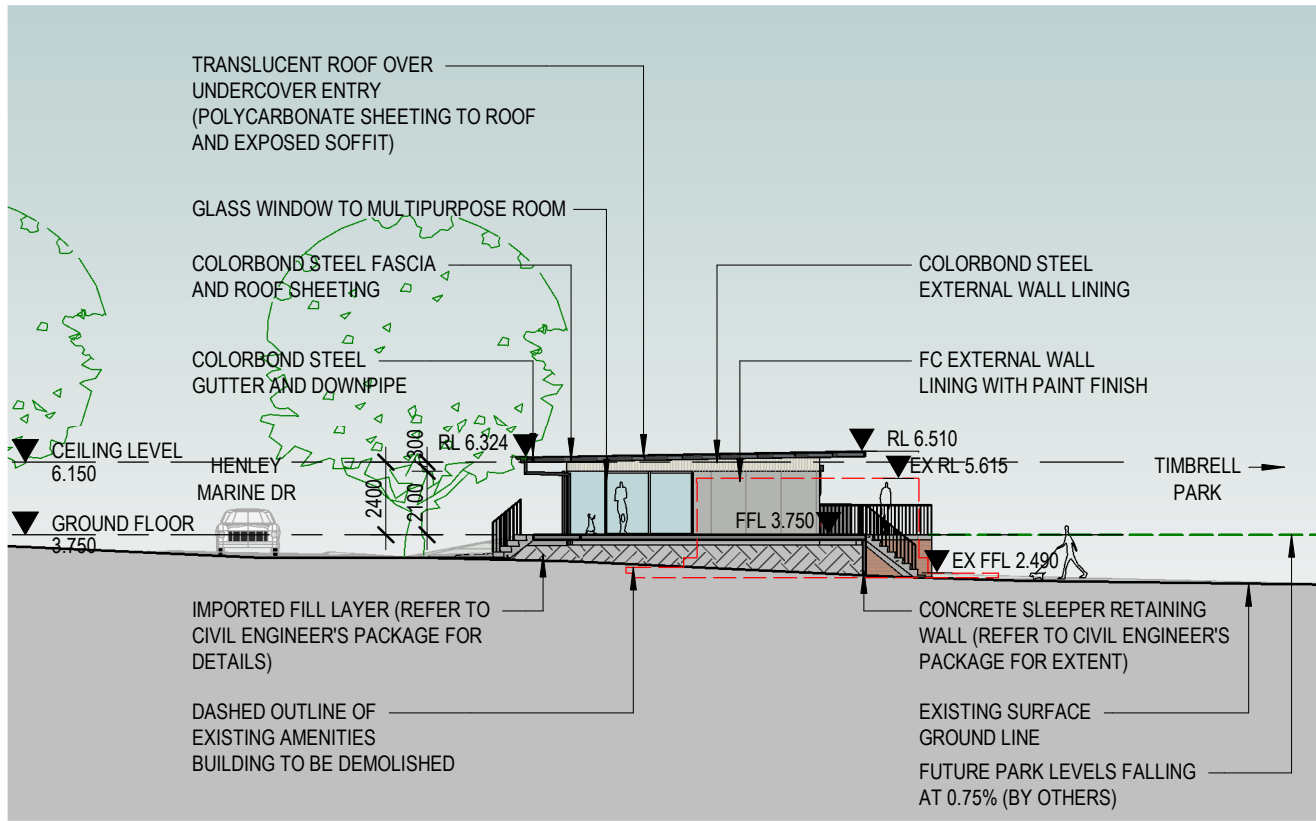
All rights reserved. This work is copyright and cannot be reproduced or copied by any means without the written permission of Conybeare Morrison International. Any license, express or implied, to use this document for any purpose whatsoever is restricted to the terms of the agreement between Conybeare Morrison International and the instructing party.

REV:

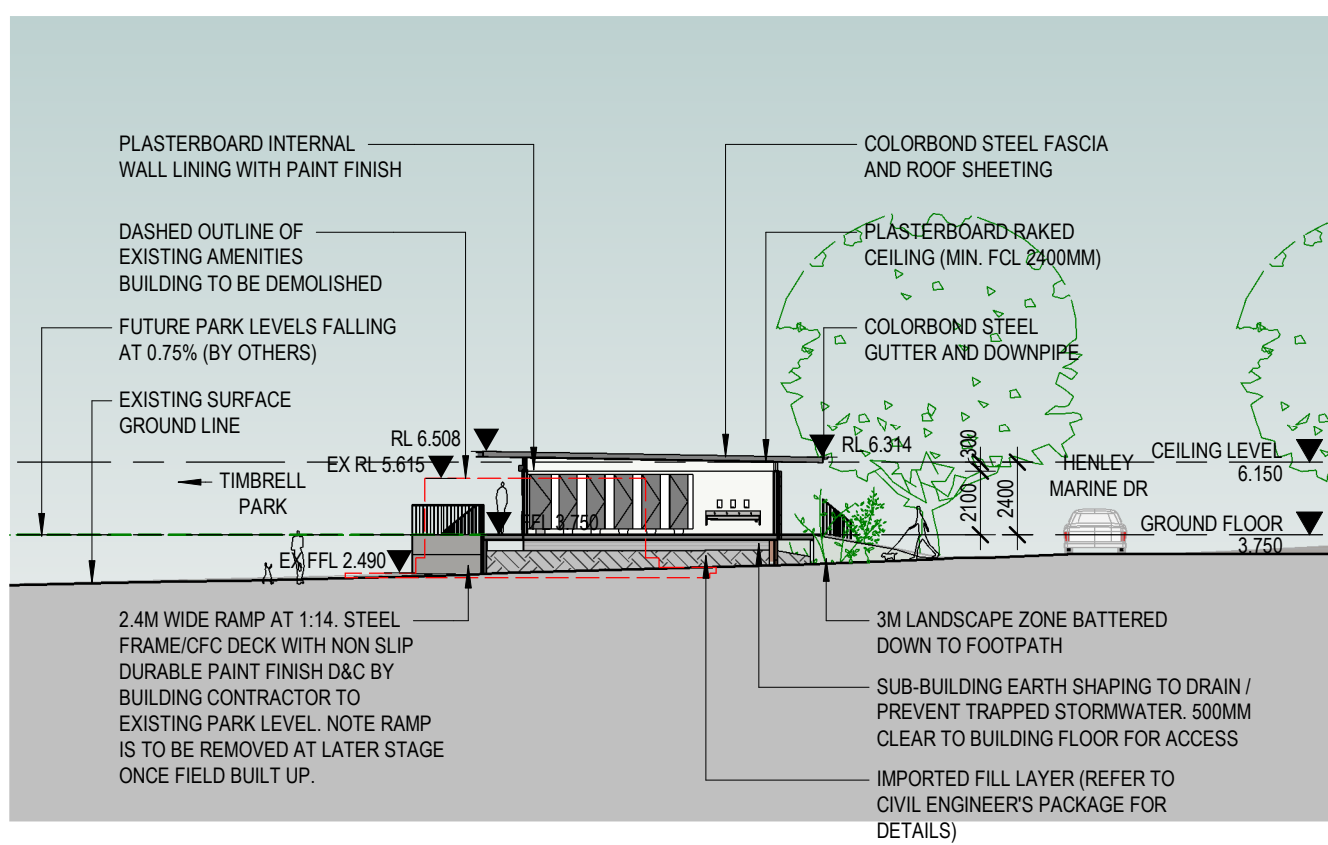
**G**

**NOT FOR CONSTRUCTION**

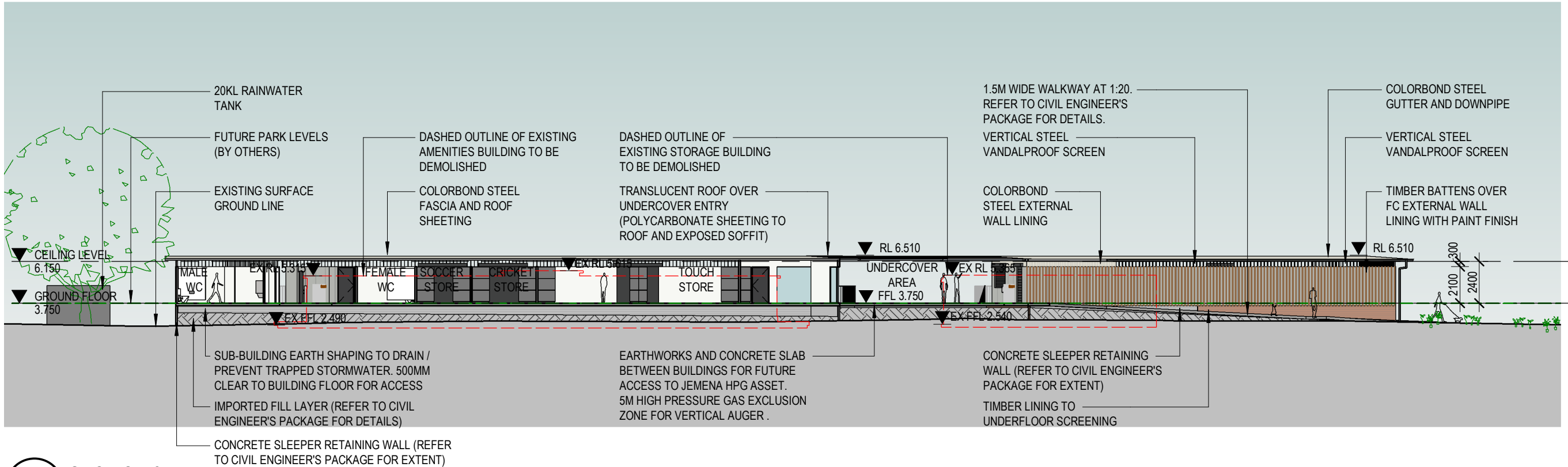




1 SECTION 1  
DA1001 1 : 250



2 SECTION 2  
DA1001 1 : 250



3 SECTION 3  
DA1001 1 : 250

DOCUMENT NOTES:  
Verify all dimensions on site before commencing work. Report all discrepancies to the Architect Prior to construction. Use figured dimensions in preference to scaled dimensions. Drawings made to larger scales and those showing particular parts of the works take precedence over drawings made to smaller scales or for general purposes. All work is to conform to relevant Australian Standards and Codes together with all Authorities' requirements and Regulations.

REV	DATE	DESCRIPTION	APP
A	14/04/20	ISSUED FOR INFORMATION	AL
B	16/04/20	ISSUED FOR QS	AL
C	20/05/20	ISSUED FOR REVIEW	AL
D	25/05/20	ISSUED FOR DA	AL
E	21/07/20	ISSUED FOR DA - REVISED	AL
F	06/10/20	ISSUED FOR DA - REVISED	AL

LEGEND	
	CONCRETE WORK
	BRICKWORK
	BLOCKWORK
	LANDSCAPE

CONSULTANTS:



CLIENT:



ARCHITECT:

**CM<sup>+</sup>**  
CONYBEARE MORRISON INTERNATIONAL P/L  
ABN 50 055 972 248 | T 61 2 8244 8888  
W | www.cmplus.com.au | E | mail@cmplus.com.au  
Darrel Conybeare NSW ARB No 2252 |  
Bill Morrison NSW ARB No 2447

0 SCALE 1:250 10

SCALE: 1 : 250 @ A3

PROJECT:

**19023**  
**TIMBRELL PARK AMENITIES**  
HENLEY MARINE DR, FIVE DOCK  
NSW 2046

DRAWING TITLE:  
**SECTIONS**

SHEET NUMBER:  
**DA2101**

REV:  
**F**

PLOTTED: 12/10/2020 12:06:49 PM  
COPYRIGHT:  
All rights reserved. This work is copyright and cannot be reproduced or copied by any means without the written permission of Conybeare Morrison International. Any license, express or implied, to use this document for any purpose whatsoever is restricted to the terms of the agreement between Conybeare Morrison International and the instructing party.

**NOT FOR CONSTRUCTION**



C:\Users\alay\Documents\19023\_TIMBRELL PARK AMENITIES\_2018\_CENTRAL\_alay6WK6A.rvt

FINISHES AND FIXTURES SCHEDULE

	ELEMENT	DESCRIPTION	SUPPLIER	MODEL/PRODUCT	COLOUR/CODE	FINISH	IMAGE
EXTERNAL FINISHES							
FLOORS							
	CFC DECK	CFC DECK WITH NON SLIP (P4) DURABLE PAINT FINISH.  P3/R10 SLIP RATING REQUIRED FOR UNDERCOVER CONCOURSE AREAS OF SPORTING FACILITIES. P4/R11 SLIP RATING REQUIRED FOR RAMP STEEPER THAN 1:20 BUT NOT STEEPER THAN 1:14. AS PER NCC, AS 4586 AND SA HB 198 REQUIREMENTS.  SLIP RESISTANCE IS DEPENDENT ON THE SEALER. ANTI-SLIP ADDITIVES ARE REQUIRED FOR DECKS WHEREVER THERE IS A REQUIREMENT FOR A P4 SLIP RATING. THE ADDITION OF DIAMONDCOAT® ANTI-SLIP INTO DIAMONDCOAT® PAVING AND CONCRETE SEALER SATIN SEALER COAT 1 WILL HELP INCREASE SLIP-RESISTANCE. APPLY TRIAL PATCH TO MANUFACTURER'S SPECIFICATION BEFORE FULL APPLICATION, TO ASSESS SUITABILITY.	JAMES HARDIE	HARDIE DECK OR APPROVED EQUIVALENT	NATURAL CONCRETE LOOK	DIAMONDCOAT PAVING & CONCRETE SEALER NATURAL	
	CONCRETE FLOOR	EXTERNAL CONCRETE SLAB BETWEEN BUILDINGS FOR FUTURE ACCESS TO EXISTING STORMWATER AND GAS LINE. WOOD FLOAT FINISH R13 SLIP RESISTANCE.  P3/R10 SLIP RATING REQUIRED FOR UNDERCOVER CONCOURSE AREAS OF SPORTING FACILITIES. P4/R11 SLIP RATING REQUIRED FOR RAMP STEEPER THAN 1:20 BUT NOT STEEPER THAN 1:14. AS PER NCC, AS 4586 AND SA HB 198 REQUIREMENTS.	BY CONTRACTOR	BY CONTRACTOR	NATURAL CONCRETE	WOOD FLOAT	
WALLS							
	TIMBER SCREEN	TIMBER LINING TO UNDERFLOOR SCREENING.	BY CONTRACTOR	MERBAU OR APPROVED EQUIVALENT	MERBAU	LANOTECH TIMBER SEAL OR EQUIVALENT	
	FC WALL CLADDING	JAMES HARDIE FIBRE CEMENT AXON CLADDING WALL PANELS WITH PAINT FINISH. 9MM THICKNESS.	JAMES HARDIE	AXON CLADDING OR APPROVED EQUIVALENT	COLORBOND SHALE GREY C4	FC FINISH: SMOOTH PAINT FINISH: DULUX WEATHERSHIELD MATT	
	METAL WALL CLADDING	LYSAGHT CUSTOM ORB PRE-FINISHED PROFILED METAL WALL CLADDING.	LYSAGHT	CUSTOM ORB OR APPROVED EQUIVALENT	COLORBOND SURFMIST	MATT	
	TIMBER BATTENS	35X90MM HARDWOOD TIMBER BATTENS, ON FIXING SYSTEM TO FC CLADDING FAÇADE. HARDWOOD TIMBER BATTENS (TALLOWWOOD - DURABILITY: CLASS 1, SEASONED: KILN DRIED TO AS2796.1, FINISH: DAR, FIRE RETARDANT TO AS3959-1999) ON FIXING SYSTEM	BY CONTRACTOR	TALLOWWOOD OR APPROVED EQUIVALENT	PALE TO YELLOWISH-BROWN	LANOTEC TIMBER SEAL OR APPROVED PENETRATING SEALER	
	ALUMINIUM BATTENS	EXTRUDED ALUMINIUM BATTENS WITH MOUNTING BRACKET AND RAIL.	BY CONTRACTOR	BY CONTRACTOR	DULUX COLORBOND MONUMENT C29	DULUX WEATHERSHIELD MATT	
	BRICK FACING	LIGHTWEIGHT BRICK FACING SYSTEM WITH PROPRIETARY GALVANISED STEEL RAILING AND TOP HAT AS PER MANUFACTUTER REQUIREMENT.	PGH BRICKS AND PAVERS	MORADA OR APPROVED EQUIVALENT	BLANCO	SMOOTH	
	METAL SCREEN	GALVANISED STEEL VERTICAL SCREEN FRAMING WITH PAINT FINISH.	BY CONTRACTOR	BY CONTRACTOR	DULUX COLORBOND MONUMENT C29	DULUX WEATHERSHIELD MATT	

DOCUMENT NOTES:  
Verify all dimensions on site before commencing work. Report all discrepancies to the Architect Prior to construction. Use figured dimensions in preference to scaled dimensions. Drawings made to larger scales and those showing particular parts of the works take precedence over drawings made to smaller scales or for general purposes. All work is to conform to relevant Australian Standards and Codes together with all Authorities' requirements and Regulations.

REV	DATE	DESCRIPTION	APP
A	14/04/20	ISSUED FOR INFORMATION	AL
B	16/04/20	ISSUED FOR QS	AL
C	20/05/20	ISSUED FOR REVIEW	AL
D	25/05/20	ISSUED FOR DA	AL
E	21/07/20	ISSUED FOR DA - REVISED	AL
F	06/10/20	ISSUED FOR DA - REVISED	AL

CONSULTANTS:



CLIENT:



ARCHITECT:



CONYBEARE MORRISON INTERNATIONAL P/L  
ABN 50 055 972 248 | T | 61 2 8244 8888  
W | www.cmplus.com.au | E | mail@cmplus.com.au  
Darrel Conybeare NSW ARB No 2252 |  
Bill Morrison NSW ARB No 2447

SCALE: 1 : 1 @ A3

PROJECT:

19023  
TIMBRELL PARK AMENITIES

HENLEY MARINE DR, FIVE DOCK  
NSW 2046

DRAWING TITLE:  
SCHEDULE - FINISHES AND FIXTURES -  
SHEET 1

SHEET NUMBER:

DA6001

PLOTTED: 12/10/2020 12:07:02 PM

COPYRIGHT:

All rights reserved. This work is copyright and cannot be reproduced or copied by any means without the written permission of Conybeare Morrison International. Any license, express or implied, to use this document for any purpose whatsoever is restricted to the terms of the agreement between Conybeare Morrison International and the instructing party.

REV:


F

NOT FOR CONSTRUCTION



C:\Users\alay\Documents\19023\_TIMBRELL PARK AMENITIES\_2018\_CENTRAL\_alay6WK6A.rvt

FINISHES AND FIXTURES SCHEDULE

	ELEMENT	DESCRIPTION	SUPPLIER	MODEL/PRODUCT	COLOUR/CODE	FINISH	IMAGE
EXTERNAL FINISHES							
ROOF							
	COLUMNS	GALVANISED STEEL STUB COLUMNS. SIZE AND SPECIFICATION TO STRUCTURAL ENGINEER'S DETAIL.	BY CONTRACTOR	BY CONTRACTOR	DULUX COLORBOND MONUMENT C29	DULUX WEATHERSHIELD MATT	
	DOWNPIPE	COLORBOND STEEL DOWNPIPE. SIZE AND SPECIFICATION TO HYDRAULIC ENGINEER'S DETAIL.	BY CONTRACTOR	BY CONTRACTOR	COLORBOND MONUMENT	MATT	
	FASCIA	COLORBOND STEEL FASCIA PLATE.	LYSAGHT	NOVALINE OR APPROVED EQUIVALENT	COLORBOND MONUMENT	MATT	
	GUTTER	COLORBOND STEEL GUTTER. SIZE AND SPECIFICATION TO HYDRAULIC ENGINEER'S DETAIL.	BY CONTRACTOR	BY CONTRACTOR	COLORBOND MONUMENT	MATT	
	METAL ROOF	LYSAGHT KLIP-LOK PRE-FINISHED PROFILED METAL ROOF CLADDING WITH INSULATION.	LYSAGHT	KLIP-LOK OR APPROVED EQUIVALENT	COLORBOND SURFMIST	MATT	
	POLYCARBONATE ROOF	PROFILED TRANSLUCENT POLYCARBONATE SHEETING TO POP UP ROOF OVER ENTRYWAY.	SUNTUF	STANDARD CORRUGATED	OPAL	TRANSLUCENT	
	SOFFIT LINING	LYSAGHT CUSTOM ORB PRE-FINISHED PROFILED SOFFIT LINING.	LYSAGHT	CUSTOM ORB OR APPROVED EQUIVALENT	COLORBOND SURFMIST	MATT	

DOCUMENT NOTES:  
Verify all dimensions on site before commencing work. Report all discrepancies to the Architect Prior to construction. Use figured dimensions in preference to scaled dimensions. Drawings made to larger scales and those showing particular parts of the works take precedence over drawings made to smaller scales or for general purposes. All work is to conform to relevant Australian Standards and Codes together with all Authorities' requirements and Regulations.

REV	DATE	DESCRIPTION	APP
A	14/04/20	ISSUED FOR INFORMATION	AL
B	16/04/20	ISSUED FOR QS	AL
C	20/05/20	ISSUED FOR REVIEW	AL
D	25/05/20	ISSUED FOR DA	AL
E	21/07/20	ISSUED FOR DA - REVISED	AL
F	06/10/20	ISSUED FOR DA - REVISED	AL

CONSULTANTS:



CLIENT:



ARCHITECT:

CM<sup>+</sup>

CONYBEARE MORRISON INTERNATIONAL P/L  
ABN 50 055 972 248 | T | 61 2 8244 8888  
W | www.cmplus.com.au | E | mail@cmplus.com.au  
Darrel Conybeare NSW ARB No 2252 |  
Bill Morrison NSW ARB No 2447

SCALE: 1 : 1 @ A3

PROJECT:

19023  
TIMBRELL PARK AMENITIES

HENLEY MARINE DR, FIVE DOCK  
NSW 2046

DRAWING TITLE:  
SCHEDULE - FINISHES AND FIXTURES -  
SHEET 2

SHEET NUMBER:

DA6002

REV:

F



PLOTTED: 12/10/2020 12:07:13 PM

COPYRIGHT:  
All rights reserved. This work is copyright and cannot be reproduced or copied by any means without the written permission of Conybeare Morrison International. Any license, express or implied, to use this document for any purpose whatsoever is restricted to the terms of the agreement between Conybeare Morrison International and the instructing party.

NOT FOR CONSTRUCTION

C:\Users\alay\Documents\19023\_TIMBRELL PARK AMENITIES\_2018\_CENTRAL\_alay6WK6A.rvt

FINISHES AND FIXTURES SCHEDULE

	ELEMENT	DESCRIPTION	SUPPLIER	MODEL/PRODUCT	COLOUR/CODE	FINISH	IMAGE
EXTERNAL FINISHES							
DOORS							
	ROLLER SHUTTER	PRE-FINISHED STEEL SECURITY ROLLER DOOR AND WINDOW SHUTTER. DOORS BY ACCESS CONTROL SYSTEM. WINDOWS OPERATED BY SWITCHES INSIDE CANTEEN.	ROLLASHIELD SHUTTERS	COMMERCIAL FORCESHIELD SECURITY ROLLER SHUTTER OR APPROVED EQUIVALENT	DULUX COLORBOND MONUMENT C29	DULUX AQUANAMEL SEMI GLOSS	
	SOLID CORE TIMBER DOOR	SOLID CORE TIMBER LEAF WITH PAINT GRADE PLY FACING.	BY CONTRACTOR	BY CONTRACTOR	DULUX COLORBOND MONUMENT C29	DULUX AQUANAMEL SEMI GLOSS	
	DOOR HARDWARE	ELECTRIC DOOR STRIKES TO ALL EXTERNAL DOORS COMMERCIAL LEVER DOOR HANDLESET (DDA COMPLIANT) BARRELS TO SUIT OLYMPIC LOCKSMITHS DOOR STOPS A. ALL CYLINDERS AND LEVER MECHANISM LOCKS ARE TO BE KEYED UNDER AN AGREED MASTER KEY PLAN B. ESTABLISH WHETHER THE MASTER KEY PLAN REQUIRES INTEGRATION WITHIN THE EXISTING SCHEME C. AGREE MASTER KEY AND SUITING PROPOSALS, IN WRITING, WITH THE SUPERINTENDENT AND MANUFACTURER PRIOR TO ORDER PLACEMENT. D. NOMINATED LOCKSMITH FOR MASTER KEYING: PETER LLOYD FORM OLYMPIC LOCKSMITHS (1300 30 30 45) E. MASTER KEYS - ARRANGE FOR THE SUPPLIER TO DELIVER DIRECT TO THE SUPERINTENDENT F. SUPPLY AND INSTALL A GRAND MASTER LOCKING SYSTEM, WITH CYLINDER LOCKS TO ALL LOCKS NOMINATED. G. THE CONTACTOR SHALL PREPARE A KEYING SCHEDULE FOR COORDINATION WITH THE SUPERINTENDENT'S REQUIREMENTS. NOMINATE EACH LOCK, KEY CODE AND NUMBER OF KEYS TO BE SUPPLIED.					
	SECURITY SYSTEM	· DESIGN OF A BUILDING ACCESS CONTROL AND SECURITY SYSTEM TO BE COMPATIBLE WITH COUNCIL'S EXISTING SECURITY AND ACCESS SYSTEMS . ACCESS CONTROL VIA HID RP10 CARD READERS · INSTALLATION TO EXTERNAL DOORS/ROLLER DOORS OF EITHER FLUSH OR SURFACE MOUNT REED SWITCHES · INSTALLATION OF PASSIVE INFERRED MOVEMENT SENSORS WHERE DESIGNATED BY THE SUPERINTENDENT · ALL CABLING FOR THE BUILDING ACCESS CONTROL & SECURITY SYSTEM ONLY TO FACILITATE THE INSTALLATION IS TO BE INSTALLED TO ALL RELEVANT AUSTRALIAN STANDARDS AND BE FIT FOR PURPOSE. · ALL CONDUITS INSTALLED, BOTH SURFACE AND UNDERGROUND, REQUIRED TO FACILITATE THE ABOVE WORKS SHALL BE INSTALLED TO ALL RELEVANT AUSTRALIAN STANDARDS. IN ADDITION TO THE EXTERNAL ACCESS CONTROL, ALL ROLLER SHUTTERS ARE TO BE CENTRALLY CONTROLLED FROM THE MULTI-PURPOSE ROOM. · SECURITY EQUIPMENT TO BE INSTALLED INCLUDES THE FOLLOWING: A. ALARM/ACCESS CONTROL PANEL B. CODE PAD C. WIRELESS NETWORK/MONITORING DEVICE D. DATA GATHERING PANELS AND EXPANDERS E. MOVEMENT SENSORS F. DOOR REED SWITCHES G. ROLLER SHUTTER DOOR REED SWITCHES H. DOOR CONTROLLERS I. CARD READERS J. ELECTRIC DOOR STRIKES K. ELECTRIC MAGNETIC LOCKS					

DOCUMENT NOTES:  
Verify all dimensions on site before commencing work. Report all discrepancies to the Architect Prior to construction. Use figured dimensions in preference to scaled dimensions. Drawings made to larger scales and those showing particular parts of the works take precedence over drawings made to smaller scales or for general purposes. All work is to conform to relevant Australian Standards and Codes together with all Authorities' requirements and Regulations.

REV	DATE	DESCRIPTION	APP
A	14/04/20	ISSUED FOR INFORMATION	AL
B	16/04/20	ISSUED FOR QS	AL
C	20/05/20	ISSUED FOR REVIEW	AL
D	25/05/20	ISSUED FOR DA	AL
E	21/07/20	ISSUED FOR DA - REVISED	AL
F	06/10/20	ISSUED FOR DA - REVISED	AL

CONSULTANTS:



CLIENT:



ARCHITECT:

CM<sup>+</sup>

CONYBEARE MORRISON INTERNATIONAL P/L  
ABN 50 055 972 248 | T | 61 2 8244 8888  
W | www.cmplus.com.au | E | mail@cmplus.com.au  
Darrel Conybeare NSW ARB No 2252 |  
Bill Morrison NSW ARB No 2447

SCALE: 1 : 1 @ A3

PROJECT:

19023  
TIMBRELL PARK AMENITIES

HENLEY MARINE DR, FIVE DOCK  
NSW 2046

DRAWING TITLE:  
SCHEDULE - FINISHES AND FIXTURES -  
SHEET 3

SHEET NUMBER:

DA6003

REV:

F

PLOTTED: 12/10/2020 12:07:25 PM

COPYRIGHT:  
All rights reserved. This work is copyright and cannot be reproduced or copied by any means without the written permission of Conybeare Morrison International. Any license, express or implied, to use this document for any purpose whatsoever is restricted to the terms of the agreement between Conybeare Morrison International and the instructing party.

NOT FOR CONSTRUCTION



C:\Users\alay\Documents\19023\_TIMBRELL PARK AMENITIES\_2018\_CENTRAL\_alay6WK6A.rvt

FINISHES AND FIXTURES SCHEDULE

	ELEMENT	DESCRIPTION	SUPPLIER	MODEL/PRODUCT	COLOUR/CODE	FINISH	IMAGE
EXTERNAL FINISHES							
WINDOWS							
	SLIDING WINDOW	LOCKABLE ALUMINIUM FRAME SLIDING WINDOW WITH SECURITY SCREEN.	BY CONTRACTOR	BY CONTRACTOR	DULUX COLORBOND MONUMENT C29	DULUX AQUANAMEL SEMI GLOSS	
EXTERNAL FIXTURES							
	BALUSTRADE	TEMPORARY AND PERMANENT RAMP BALUSTRADE AND RAILING PAINT FINISH BLACK.	BY CONTRACTOR	BY CONTRACTOR	DULUX COLORBOND MONUMENT C29	DULUX METALSHIELD EPOXY ENAMEL FLAT	
	BIKE REPAIR STATION	CYCLA FIXIT BIKE REPAIR STATION WITH METAL STAND, BOLTED DOWN TO SURFACE, INCLUDES ALL BASIC TOOLS NECESSARY TO CARRY OUT SIMPLE BIKE REPAIRS AND MAINTENANCE, SUCH AS CHANGING A FLAT TYRE OR ADJUSTING BRAKES AND DERAILLEURS.	CIVIQ	CYCLA FIXIT BIKE REPAIR STATION OR APPROVED EQUIVALENT	CY-FIXIT	GALVANISED STEEL	
	DRINKING FOUNTAIN	EXTERNAL DRINKING FOUNTAIN WITH DOG BOWL	BY CONTRACTOR	BY CONTRACTOR	TBC	TBC	TBC
	GPO - EXTERNAL	WEATHERPROOF EXTERNAL DOUBLE GPO	DETA	WEATHERPROOF DOUBLE POWER POINT	6294B	LIGHT GREY POLYCARBONATE	
	SINGLE SINK	930MM X 471MM LEFT HAND BOWL FLUSHLINE SINK UNIT. THREE TAP HOLES	SOUTHERN CROSS STAINLESS STEEL	SINK	SK42	GRADE 304 SATIN STAINLESS STEEL	
	PILLAR TAP - PUSH BUTTON	ENWARE-DELABIE TEMPOSTOP TIME FLOW BASIN PILLAR TAP - PUSH BUTTON. 4 STAR (7.7 LPM) WATER EFFICIENCY RATING SUPPLIED AS STANDARD. ALSO AVAILABLE IN 3 (9.1 LPM), 5 (5.9 LPM) AND 6 (5.6 LPM) STAR RATINGS. 4 STAR WELS REQUIRED FOR SHOWERS AND TAPS	ENWARE	SINK	TFC745P	CHROME	
	GAS BARBECUE	GAS 900mm INTERGRADED ELECTROLUX BBQ WITH SIDE BURNER AND HOT PLATE. CUSTOM, VANALPROOF, S/S LOCKABLE LID	ELECTROLUX	INTEGRATED BARBECUE WITH CUSTOM, VANALPROOF, S/S LOCKABLE LID	BSL158SA	STAINLESS STEEL	
INTERNAL FINISHES							
FLOORS							
	VINYL FLOOR	POLYFLOR 2MM NON-SLIP (R10) COMMERCIAL VINYL COVERED UP WALL 150MM. R10 SLIP RATING REQUIRED FOR COMMUNAL CHANGING ROOMS AND WET AREAS OF PUBLIC BUILDINGS. AS PER NCC, AS 4586 AND SA HB 198 REQUIREMENTS.	POLYFLOR	POLYSAFE STANDARD PUR OR APPROVED EQUIVALENT	SILVER BIRCH 4020	SILVER BIRCH 4020	

DOCUMENT NOTES:  
Verify all dimensions on site before commencing work. Report all discrepancies to the Architect Prior to construction. Use figured dimensions in preference to scaled dimensions. Drawings made to larger scales and those showing particular parts of the works take precedence over drawings made to smaller scales or for general purposes. All work is to conform to relevant Australian Standards and Codes together with all Authorities' requirements and Regulations.

REV	DATE	DESCRIPTION	APP
A	16/04/20	ISSUED FOR QS	AL
B	20/05/20	ISSUED FOR REVIEW	AL
C	25/05/20	ISSUED FOR DA	AL
D	21/07/20	ISSUED FOR DA - REVISED	AL
E	06/10/20	ISSUED FOR DA - REVISED	AL

CONSULTANTS:

 NORTHROP

CLIENT:

 City of Canada Bay

ARCHITECT:

 CM<sup>+</sup>

CONYBEARE MORRISON INTERNATIONAL P/L  
ABN 50 055 972 248 | T | 61 2 8244 8888  
W | www.cmplus.com.au | E | mail@cmplus.com.au  
Darrel Conybeare NSW ARB No 2252 |  
Bill Morrison NSW ARB No 2447

SCALE: 1 : 1 @ A3

PROJECT:  
**19023**  
**TIMBRELL PARK AMENITIES**  
HENLEY MARINE DR, FIVE DOCK  
NSW 2046

DRAWING TITLE:  
**SCHEDULE - FINISHES AND FIXTURES - SHEET 4**

SHEET NUMBER: **DA6004** REV: **E**

PLOTTED: 12/10/2020 12:07:38 PM

COPYRIGHT:  
All rights reserved. This work is copyright and cannot be reproduced or copied by any means without the written permission of Conybeare Morrison International. Any license, express or implied, to use this document for any purpose whatsoever is restricted to the terms of the agreement between Conybeare Morrison International and the instructing party.

NOT FOR CONSTRUCTION

C:\Users\alay\Documents\19023\_TIMBRELL PARK AMENITIES\_2018\_CENTRAL\_alay6WK6A.rvt

FINISHES AND FIXTURES SCHEDULE

	ELEMENT	DESCRIPTION	SUPPLIER	MODEL/PRODUCT	COLOUR/CODE	FINISH	IMAGE
INTERNAL FINISHES							
WALLS							
	CORNICE	55MM X 3MM COVE PLASTER CORNICE TO MATCH WALL AND CEILING.	BY CONTRACTOR	BY CONTRACTOR	BY CONTRACTOR	DULUX WASH&WEAR MATT	
	PARTITION WALLS	HIGH PRESSURE DECORATIVE LAMINATE PEDESTAL MOUNTED TOILET AND SHOWER PARTITIONS.	LAMINEX	LAMINEX OR APPROVED EQUIVALENT	POLAR WHITE 205	SATIN	
	PLASTERBOARD WALL LINING	13MM INTERNAL PLASTERBOARD WALL LINING WITH PAINT FINISH.	BY CONTRACTOR	BY CONTRACTOR	DULUX VIVID WHITE SW1G1	DULUX WASH&WEAR MATT	
	SKIRTING	150MM COVERED VINYL SKIRTING TO MATCH FLOOR. COVERED UP WALL 150MM.	POLYFLOR	POLYSAFE STANDARD PUR OR APPROVED EQUIVALENT	SILVER BIRCH 4020	SILVER BIRCH 4020	
	WALL TILES	150MMX150MM WHITE CERAMIC SPLASHBACK WALL TILES ABOVE BENCH UP TO 1200MM ABOVE FFL.	COLORTILE	WHITE MATT OR APPROVED EQUIVALENT	WHITE MATT	MATT	
DOORS							
	PARTITION DOORS	HIGH PRESSURE DECORATIVE LAMINATE PEDESTAL MOUNTED TOILET AND SHOWER PARTITIONS.	LAMINEX	LAMINEX OR APPROVED EQUIVALENT	POLAR WHITE 205	SATIN	
	SOLID CORE TIMBER DOOR	SOLID CORE TIMBER LEAF WITH PAINT GRADE PLY FACING.	BY CONTRACTOR	BY CONTRACTOR	DULUX COLORBOND MONUMENT C29	DULUX AQUANAMEL SEMI GLOSS	
	DOOR HARDWARE	ELECTRIC DOOR STRIKES TO ALL EXTERNAL DOORS COMMERCIAL LEVER DOOR HANDLESET (DDA COMPLIANT) BARRELS TO SUIT OLYMPIC LOCKSMITHS DOOR STOPS A. ALL CYLINDERS AND LEVER MECHANISM LOCKS ARE TO BE KEYED UNDER AN AGREED MASTER KEY PLAN B. ESTABLISH WHETHER THE MASTER KEY PLAN REQUIRES INTEGRATION WITHIN THE EXISTING SCHEME C. AGREE MASTER KEY AND SUITING PROPOSALS, IN WRITING, WITH THE SUPERINTENDENT AND MANUFACTURER PRIOR TO ORDER PLACEMENT. D. NOMINATED LOCKSMITH FOR MASTER KEYING: PETER LLOYD FORM OLYMPIC LOCKSMITHS (1300 30 30 45) E. MASTER KEYS - ARRANGE FOR THE SUPPLIER TO DELIVER DIRECT TO THE SUPERINTENDENT F. SUPPLY AND INSTALL A GRAND MASTER LOCKING SYSTEM, WITH CYLINDER LOCKS TO ALL LOCKS NOMINATED. G. THE CONTACTOR SHALL PREPARE A KEYING SCHEDULE FOR COORDINATION WITH THE SUPERINTENDENT'S REQUIREMENTS. NOMINATE EACH LOCK, KEY CODE AND NUMBER OF KEYS TO BE SUPPLIED.					

DOCUMENT NOTES:  
Verify all dimensions on site before commencing work. Report all discrepancies to the Architect Prior to construction. Use figured dimensions in preference to scaled dimensions. Drawings made to larger scales and those showing particular parts of the works take precedence over drawings made to smaller scales or for general purposes. All work is to conform to relevant Australian Standards and Codes together with all Authorities' requirements and Regulations.

REV	DATE	DESCRIPTION	APP
A	16/04/20	ISSUED FOR QS	AL
B	20/05/20	ISSUED FOR REVIEW	AL
C	25/05/20	ISSUED FOR DA	AL
D	21/07/20	ISSUED FOR DA - REVISED	AL
E	06/10/20	ISSUED FOR DA - REVISED	AL

CONSULTANTS:



CLIENT:



ARCHITECT:



CONYBEARE MORRISON INTERNATIONAL P/L  
ABN 50 055 972 248 | T | 61 2 8244 8888  
W | www.cmplus.com.au | E | mail@cmplus.com.au  
Darrel Conybeare NSW ARB No 2252 |  
Bill Morrison NSW ARB No 2447

SCALE: 1 : 1 @ A3

PROJECT:  
19023  
TIMBRELL PARK AMENITIES  
HENLEY MARINE DR, FIVE DOCK  
NSW 2046

DRAWING TITLE:  
SCHEDULE - FINISHES AND FIXTURES - SHEET 5

SHEET NUMBER:  
DA6005

REV:  
E

PLOTTED: 12/10/2020 12:07:53 PM





COPYRIGHT:  
All rights reserved. This work is copyright and cannot be reproduced or copied by any means without the written permission of Conybeare Morrison International. Any license, express or implied, to use this document for any purpose whatsoever is restricted to the terms of the agreement between Conybeare Morrison International and the instructing party.

NOT FOR CONSTRUCTION



C:\Users\alay\Documents\19023\_TIMBRELL PARK AMENITIES\_2018\_CENTRAL\_alay\WK6A.rvt

FINISHES AND FIXTURES SCHEDULE

	ELEMENT	DESCRIPTION	SUPPLIER	MODEL/PRODUCT	COLOUR/CODE	FINISH	IMAGE
INTERNAL FINISHES							
DOORS							
	SECURITY SYSTEM	<div>· DESIGN OF A BUILDING ACCESS CONTROL AND SECURITY SYSTEM TO BE COMPATIBLE WITH COUNCIL'S EXISTING SECURITY AND ACCESS SYSTEMS .</div> <div>ACCESS CONTROL VIA HID RP10 CARD READERS</div> <div>· INSTALLATION TO EXTERNAL DOORS/ROLLER DOORS OF EITHER FLUSH OR SURFACE MOUNT REED SWITCHES</div> <div>· INSTALLATION OF PASSIVE INFERRED MOVEMENT SENSORS WHERE DESIGNATED BY THE SUPERINTENDENT</div> <div>· ALL CABLING FOR THE BUILDING ACCESS CONTROL &amp; SECURITY SYSTEM ONLY TO FACILITATE THE INSTALLATION IS TO BE INSTALLED TO ALL RELEVANT AUSTRALIAN STANDARDS AND BE FIT FOR PURPOSE.</div> <div>· ALL CONDUITS INSTALLED, BOTH SURFACE AND UNDERGROUND, REQUIRED TO FACILITATE THE ABOVE WORKS SHALL BE INSTALLED TO ALL RELEVANT AUSTRALIAN STANDARDS.</div> <div>IN ADDITION TO THE EXTERNAL ACCESS CONTROL, ALL ROLLER SHUTTERS ARE TO BE CENTRALLY CONTROLLED FROM THE MULTI-PURPOSE ROOM.</div> <div>· SECURITY EQUIPMENT TO BE INSTALLED INCLUDES THE FOLLOWING:</div> <div>A. ALARM/ACCESS CONTROL PANEL</div> <div>B. CODE PAD</div> <div>C. WIRELESS NETWORK/MONITORING DEVICE</div> <div>D. DATA GATHERING PANELS AND EXPANDERS</div> <div>E. MOVEMENT SENSORS</div> <div>F. DOOR REED SWITCHES</div> <div>G. ROLLER SHUTTER DOOR REED SWITCHES</div> <div>H. DOOR CONTROLLERS</div> <div>I. CARD READERS</div> <div>J. ELECTRIC DOOR STRIKES</div> <div>K. ELECTRIC MAGNETIC LOCKS</div>					
ROOF							
	CEILING LINING	10MM INTERNAL PLASTERBOARD CEILING LINING WITH PAINT FINISH.	BY CONTRACTOR	BY CONTRACTOR	DULUX VIVID WHITE SW1G1	DULUX WASH&WEAR MATT	
INTERNAL FIXTURES							
AMENITIES FIXTURES							
	TOILET SUITE	STAINLESS STEEL PEDESTAL PAN FROM 3MONKEEZ. HIGH VANDAL RESISTANT; LOW MAINTENANCE, FIXING HOLES FOR TOILET SEAT, WATERMARK APPROVED, 3 STAR WELS RATING. ALL NEW TOILET PANS TO BE INSTALLED WITH NEW TOILET SEATS A SPECIFIED (WC-CSFSEAT-B).	3MONKEEZ	PEDESTAL TOILET PAN - S TRAP	WC-SSPS	SATIN STAINLESS STEEL	
	ACCESSIBLE TOILET SUITE	STAINLESS STEEL DISABLED COMPLIANT WALL FACED TOILET PAN FROM 3MONKEEZ. HIGH VANDAL RESISTANT; LOW MAINTENANCE, FIXING HOLES FOR TOILET SEAT, WATERMARK APPROVED, 3 STAR WELS RATING. ALL NEW TOILET PANS TO BE FITTED WITH NEW TOILET SEATS A SPECIFIED (WC-CSFSEAT-B).	3MONKEEZ	DISABLED COMPLIANT WALL FACED TOILET PAN	WC-SSDS	SATIN STAINLESS STEEL	
	AMBULANT TOILET SUITE	STAINLESS STEEL AMBULANT WALL FACED TOILET PAN FROM 3MONKEEZ. HIGH VANDAL RESISTANT; LOW MAINTENANCE, FIXING HOLES FOR TOILET SEAT, WATERMARK APPROVED, 3 STAR WELS RATING. ALL NEW TOILET PANS TO BE FITTED WITH NEW TOILET SEATS A SPECIFIED (WC-CSFSEAT-B).	3MONKEEZ	AMBULANT WALL FACED TOILET PAN	WC-SSAS	SATIN STAINLESS STEEL	

NOT FOR CONSTRUCTION

DOCUMENT NOTES:  
Verify all dimensions on site before commencing work. Report all discrepancies to the Architect Prior to construction. Use figured dimensions in preference to scaled dimensions. Drawings made to larger scales and those showing particular parts of the works take precedence over drawings made to smaller scales or for general purposes. All work is to conform to relevant Australian Standards and Codes together with all Authorities' requirements and Regulations.

REV	DATE	DESCRIPTION	APP
A	16/04/20	ISSUED FOR QS	AL
B	20/05/20	ISSUED FOR REVIEW	AL
C	25/05/20	ISSUED FOR DA	AL
D	21/07/20	ISSUED FOR DA - REVISED	AL
E	06/10/20	ISSUED FOR DA - REVISED	AL

CONSULTANTS:



CLIENT:



ARCHITECT:



CONYBEARE MORRISON INTERNATIONAL P/L  
ABN 50 055 972 248 | T | 61 2 8244 8888  
W | www.cmplus.com.au | E | mail@cmplus.com.au  
Darrel Conybeare NSW ARB No 2252 |  
Bill Morrison NSW ARB No 2447

SCALE: 1 : 1 @ A3

PROJECT:

19023

TIMBRELL PARK AMENITIES

HENLEY MARINE DR, FIVE DOCK  
NSW 2046

DRAWING TITLE:

SCHEDULE - FINISHES AND FIXTURES - SHEET 6

SHEET NUMBER:

DA6006

REV:

E

PLOTTED: 12/10/2020 12:08:06 PM

COPYRIGHT:  
All rights reserved. This work is copyright and cannot be reproduced or copied by any means without the written permission of Conybeare Morrison International. Any license, express or implied, to use this document for any purpose whatsoever is restricted to the terms of the agreement between Conybeare Morrison International and the instructing party.

C:\Users\alay\Documents\19023\_TIMBRELL PARK AMENITIES\_2018\_CENTRAL\_alay6WK6A.rvt

FINISHES AND FIXTURES SCHEDULE

	ELEMENT	DESCRIPTION	SUPPLIER	MODEL/PRODUCT	COLOUR/CODE	FINISH	IMAGE
INTERNAL FIXTURES							
AMENITIES FIXTURES							
	URINAL	STAINLESS STEEL POD URINAL. PRE-DRILLED FIXING HOLES WITH WALL BRACKET, VANDAL RESISTANT, 1" MI BSP TOP INLET, 2" MI BSP OUTLET, INCLUDES DOMED GRATE, FULLY CONCEALS PLUMBING FIXTURES, CONSTRUCTED FROM 1.2MM 304 GRADE STAINLESS STEEL, 3 STAR WELS APPROVED. PUSH BUTTON OPERATED.	3MONKEEZ	POD URINAL	URN-TD-S	STAINLESS STEEL	
	ACCESSIBLE CISTERN	STAINLESS STEEL DISABLED COMPLIANT DUAL FLUSH CISTERN FROM 3MONKEEZ DUAL FLASH CISTERN; 1.2 mm 304 GRADE STAINLESS STEEL; TOP PRESS ACTION; 3 STAR WELS APPROVED	3MONKEEZ	STAINLESS STEEL DISABLED COMPLIANT DUAL FLUSH CISTERN	AB-CIS-DCDF	SATIN STAINLESS STEEL	
	CISTERN	STAINLESS STEEL DUAL FLUSH CISTERN FROM 3MONKEEZ DUAL FLASH CISTERN; 1.2 mm 304 GRADE STAINLESS STEEL; TOP PRESS ACTION; 3 STAR WELS APPROVED	3MONKEEZ	STAINLESS STEEL DUAL FLUSH CISTERN	AB-CIS-DF-2	SATIN STAINLESS STEEL	
	TOILET SEAT	3MONKEEZ SINGLE FLAP TOILET SEAT IN BLACK AND FEATURES A CLOSED FRONT.	3MONKEEZ	TOILET SEAT	WC-CSFSEAT-B	BLACK	
	URINAL PRIVACY PANEL	BRITEX S.S. URINAL PRIVACY PANEL - 722MM HIGH X 419MM WIDE. FULLY WELDED CONSTRUCTION, SUPPLIED COMPLETE WITH HEAVY DUTY CONCEALED MOUNTING BRACKET AND FIXINGS - PRODUCT CODE UPP	BRITEX	URINAL PRIVACY PANEL	UPP	STAINLESS STEEL	
	S.S. 90° FLUSH MOUNT SIDE WALL	S.S. 90° FLUSH MOUNT SIDE WALL - ANGLED GRAB RAIL – 960mm x 600mm RHS	3MONKEEZ	CF-966-RH-SS	CF-966-RH-SS	GRADE 304 SATIN STAINLESS STEEL	
	S.S CISTERN GRAB RAIL	S.S. 90° FLUSH MOUNT CISTERN GRAB RAIL - STRAIGHT GRAB RAIL – 300mm	3MONKEEZ	CF-300-SS	CF-300-SS	GRADE 304 SATIN STAINLESS STEEL	
	S.S. 90° AMBULANT GRAB RAIL	S.S. 90° AMBULANT GRAB RAIL - ANGLED GRAB RAIL – 450mm x 450mm	3MONKEEZ	CF-454-SS	CF-454-SS	GRADE 304 SATIN STAINLESS STEEL	

DOCUMENT NOTES:  
Verify all dimensions on site before commencing work. Report all discrepancies to the Architect Prior to construction. Use figured dimensions in preference to scaled dimensions. Drawings made to larger scales and those showing particular parts of the works take precedence over drawings made to smaller scales or for general purposes. All work is to conform to relevant Australian Standards and Codes together with all Authorities' requirements and Regulations.

REV	DATE	DESCRIPTION	APP
A	16/04/20	ISSUED FOR QS	AL
B	20/05/20	ISSUED FOR REVIEW	AL
C	25/05/20	ISSUED FOR DA	AL
D	21/07/20	ISSUED FOR DA - REVISED	AL
E	06/10/20	ISSUED FOR DA - REVISED	AL

CONSULTANTS:



CLIENT:



ARCHITECT:

CM<sup>+</sup>

CONYBEARE MORRISON INTERNATIONAL P/L  
ABN 50 055 972 248 | T | 61 2 8244 8888  
W | www.cmplus.com.au | E | mail@cmplus.com.au  
Darrel Conybeare NSW ARB No 2252 |  
Bill Morrison NSW ARB No 2447

SCALE: 1 : 1 @ A3

PROJECT:

19023  
TIMBRELL PARK AMENITIES  
HENLEY MARINE DR, FIVE DOCK  
NSW 2046

DRAWING TITLE:  
SCHEDULE - FINISHES AND FIXTURES -  
SHEET 7

SHEET NUMBER:  
DA6007

REV:  
E

PLOTTED: 12/10/2020 12:08:19 PM

COPYRIGHT:  
All rights reserved. This work is copyright and cannot be reproduced or copied by any means without the written permission of Conybeare Morrison International. Any license, express or implied, to use this document for any purpose whatsoever is restricted to the terms of the agreement between Conybeare Morrison International and the instructing party.

NOT FOR CONSTRUCTION



C:\Users\alay\Documents\19023\_TIMBRELL PARK AMENITIES\_2018\_CENTRAL\_alay6WK6A.rvt

FINISHES AND FIXTURES SCHEDULE

	ELEMENT	DESCRIPTION	SUPPLIER	MODEL/PRODUCT	COLOUR/CODE	FINISH	IMAGE
INTERNAL FIXTURES							
AMENITIES FIXTURES							
	ACCESSIBLE BASIN	ROUND DISABLED COMPLIANT WALL MOUNTED STAINLESS STEEL HAND BASIN FROM 3MONKEEZ AS1428 COMPLIANT, 9 LITRE CAPACITY, CONSTRUCTED FROM 1.2MM 304 GRADE STAINLESS STEEL, SATIN FINISH, 40MM OUTLET, ACCESS PANEL WITH VANDAL RESISTANT SCREWS, CONCEALED PLUMBING AND TRAP, SUITS P TRAP INSTALLATION, LEFT OR RIGHT TAP HOLES ON REQUEST	3MONKEEZ	ROUND DISABLED COMPLIANT WALL MOUNTED STAINLESS STEEL HAND BASIN	HBD-R	SATIN STAINLESS STEEL	
	WASH TROUGH	CONSTRUCTED FROM 1.2MM 304 OR 316 GRADE SATIN STAINLESS STEEL, OUTLET AS REQUIRED, LENGTH AS REQUIRED, TAP HOLES AS REQUIRED, AVAILABLE PRE-PLUMBED, SPLASHBACK HEIGHT MODIFIED ON REQUEST, WALL BRACKETS MANUFACTURED FROM 40MM X 6MM STAINLESS FLAT BAR WITH PRE-DRILLED FIXING HOLES	3MONKEEZ	WALLS END PATTERN TROUGH	M-PT-7	SATIN STAINLESS STEEL	
	PILLAR TAP - PUSH BUTTON	ENWARE-DELABIE TEMPOSTOP TIME FLOW BASIN PILLAR TAP - PUSH BUTTON. 4 STAR (7.7 LPM) WATER EFFICIENCY RATING SUPPLIED AS STANDARD. ALSO AVAILABLE IN 3 (9.1 LPM), 5 (5.9 LPM) AND 6 (5.6 LPM) STAR RATINGS 4 STAR WELS REQUIRED FOR SHOWERS AND TAPS.	ENWARE	TEMPOSTOP BASIN PILLAR TAP - PUSH BUTTON	TFC745P	CHROME	
	PILLAR TAP - LEVER	BRITEX HOB MOUNTED TIMED FLOW LEVER PILLAR TAP - PRODUCT CODE TW-9103 4 STAR WELS REQ'D FOR SHOWERS AND TAPS.	BRITEX	TIMED FLOW LEVER PILLAR TAP	TW-9103	CHROME	
	SURFACE MOUNTED PAPER TOWEL DISPENSER	KIMBERLY-CLARK PROFESSIONAL OPTIMUM HAND TOWEL DISPENSER METAL TOWEL DISPENSER. 258mmx536mmx85mm	KIMBERLY-CLARK PROFESSIONAL	METAL TOWEL DISPENSER	4944	WHITE & GREY METAL	
	SURFACE MOUNTED TOILET PAPER DISPENSER	KIMBERLY-CLARK PROFESSIONAL SINGLE SHEET TOILET TISSUE DISPENSER METAL TOILET TISSUE DISPENSER. HEIGHT: 487MM WIDTH: 131MM DEPTH: 135MM	KIMBERLY-CLARK PROFESSIONAL	METAL TOILET TISSUE PAPER DISPENSER	4404	WHITE & GREY METAL	
	SOAP DISPENSER	LARGE 1200ml CAPACITY SATIN STAINLESS STEEL FINISH & KEY LOCKABLE CONCEALED FIXINGS 208mm(H) x 121mm (W) X 127 mm (d) TYPICAL MOUNTING HEIGHT 1260mm	3MONKEEZ	SOAP DISPENSER - VERTICAL	WA-SD-V	SATIN STAINLESS STEEL	
	ACCESSIBLE TOILET TISSUE HOLDER	BRITEX S.S. CONTOUR DOUBLE ROLL TOILET PAPER DISPENSER 280mm (W) x 135mm (H) x 130mm (D)	BRITEX	BRITEX S.S. CONTOUR DOUBLE ROLL TOILET PAPER DISPENSER	BTX-06-060	STAINLESS STEEL	

DOCUMENT NOTES:  
Verify all dimensions on site before commencing work. Report all discrepancies to the Architect Prior to construction. Use figured dimensions in preference to scaled dimensions. Drawings made to larger scales and those showing particular parts of the works take precedence over drawings made to smaller scales or for general purposes. All work is to conform to relevant Australian Standards and Codes together with all Authorities' requirements and Regulations.

REV	DATE	DESCRIPTION	APP
A	20/05/20	ISSUED FOR REVIEW	AL
B	25/05/20	ISSUED FOR DA	AL
C	21/07/20	ISSUED FOR DA - REVISED	AL
D	06/10/20	ISSUED FOR DA - REVISED	AL

CONSULTANTS:



CLIENT:



ARCHITECT:



CONYBEARE MORRISON INTERNATIONAL P/L  
ABN 50 055 972 248 | T | 61 2 8244 8888  
W | www.cmplus.com.au | E | mail@cmplus.com.au  
Darrel Conybeare NSW ARB No 2252 |  
Bill Morrison NSW ARB No 2447

SCALE: 1 : 1 @ A3

PROJECT:  
**19023**  
**TIMBRELL PARK AMENITIES**  
HENLEY MARINE DR, FIVE DOCK  
NSW 2046  
DRAWING TITLE:  
**SCHEDULE - FINISHES AND FIXTURES - SHEET 8**

SHEET NUMBER:  
**DA6008**

REV:  
**D**








PLOTTED: 12/10/2020 12:08:34 PM

COPYRIGHT:  
All rights reserved. This work is copyright and cannot be reproduced or copied by any means without the written permission of Conybeare Morrison International. Any license, express or implied, to use this document for any purpose whatsoever is restricted to the terms of the agreement between Conybeare Morrison International and the instructing party.

NOT FOR CONSTRUCTION

C:\Users\alay\Documents\19023\_TIMBRELL PARK AMENITIES\_2018\_CENTRAL\_alay6WK6A.rvt

FINISHES AND FIXTURES SCHEDULE

	ELEMENT	DESCRIPTION	SUPPLIER	MODEL/PRODUCT	COLOUR/CODE	FINISH	IMAGE
INTERNAL FIXTURES							
AMENITIES FIXTURES							
	SURFACE MOUNTED STAINLESS STEEL BABY CHANGE TABLES	SURFACE MOUNTED HORIZONTAL FOLD OUT BABY CHANGE TABLE. MANUFACTURED FROM ABS PLASTIC/ANTI-MICROBIAL PLASTIC ON ALL BABY CONTACT SURFACES. 585mm x 940mm x 104mm.	3MONKEEZ	HORIZONTAL BABY CHANGE STATION	WA-SBCS	STAINLESS STEEL OUTER SHELL	
	SHOWER	HANDSET, HOSE, SLIDER & MIXER KIT CHROME PLATED ABS HANDSET, HOSE & SLIDER CHROME PLATED DR BRASS COMMERCIAL SHOWER MIXER SLIDER TO FIT 32mm DIA RAIL HOSE 2.0m 4 STAR WELS REQUIRED FOR SHOWERS AND TAPS.	RBA GROUP	HANDSET, HOSE, SLIDER & MIXER KIT	RBA4110-942	CHROME	
	DISABLED COMPLIANT MIRROR	AS1428 COMPLIANT, SATIN STAINLESS STEEL FRAME WITH 6MM THICK PLATE GLASS, WALL BRACKETS SECURED WITH ANTI-VANDAL SCREWS, 450MMW X 1000MMH	3MONKEEZ	DISABLED COMPLIANT MIRROR	WA-MIR-DC	SATIN STAINLESS STEEL	
	COAT HOOKS	COAT HOOKS SCREWED TO A MODWOOD SLAT, THAT WILL MATCH THE BENCH SEATING AND WILL BE SCREWED TO THE WALL THROUGH THE WALL STEEL WALL STUDS.	BY CONTRACTOR	BY CONTRACTOR	TBC	TBC	
	CHANGEROOM BENCH	BENCH SEATS CONSTRUCTED USING MODWOOD SLATS AND A WELDED RHS GLAVANISED STEEL FRAME WITH FLAT BAR BRACES ACROSS BOTTOM FOR SUPPORT.	BY CONTRACTOR	BY CONTRACTOR	TBC	TBC	
KITCHEN FIXTURES							
	DOUBLE SINK	SOPUTHER CROSS STAINLESS STEEL FLUSHLINE SINK AND DRAINER. GRADE 316 STAINLESS STEEL, THICKNESS 1.2MM, DIMENSIONS OVER ALL 1600MM X 501MM	SOUTHERN CROSS STAINLESS STEEL	FLUSHLINE SINK & DRAINER	SK36	STAINLESS STEEL	
	SINK SET WITH SWIVEL AERATED SPOUT	LEVA 80mm SINK SET WITH SPC010 SWIVEL AERATED SPOUT. WELS 3 STAR (8LPM) WATER EFFICIENCY RATING SUPPLIED AS STANDARD. FOR 5 STAR (6LPM) REQUEST WHEN ORDERING. 4 STAR WELS REQUIRED FOR SHOWERS AND TAPS.	ENWARE	LEVA 80mm SINK SET WITH SPC010 SWIVEL AERATED SPOUT	LEV80307	CHROME	

DOCUMENT NOTES:

Verify all dimensions on site before commencing work. Report all discrepancies to the Architect Prior to construction. Use figured dimensions in preference to scaled dimensions. Drawings made to larger scales and those showing particular parts of the works take precedence over drawings made to smaller scales or for general purposes. All work is to conform to relevant Australian Standards and Codes together with all Authorities' requirements and Regulations.

REV	DATE	DESCRIPTION	APP
A	20/05/20	ISSUED FOR REVIEW	AL
B	25/05/20	ISSUED FOR DA	AL
C	21/07/20	ISSUED FOR DA - REVISED	AL
D	06/10/20	ISSUED FOR DA - REVISED	AL

CONSULTANTS:



CLIENT:



ARCHITECT:



CONYBEARE MORRISON INTERNATIONAL P/L  
ABN 50 055 972 248 | T | 61 2 8244 8888  
W | www.cmplus.com.au | E | mail@cmplus.com.au  
Darrel Conybeare NSW ARB No 2252 |  
Bill Morrison NSW ARB No 2447

SCALE: 1 : 1 @ A3

PROJECT:

**19023**  
**TIMBRELL PARK AMENITIES**  
HENLEY MARINE DR, FIVE DOCK  
NSW 2046

DRAWING TITLE:  
**SCHEDULE - FINISHES AND FIXTURES - SHEET 9**

SHEET NUMBER:

**DA6009**

PLOTTED: 12/10/2020 12:08:44 PM

REV:

**D**

COPYRIGHT:






All rights reserved. This work is copyright and cannot be reproduced or copied by any means without the written permission of Conybeare Morrison International. Any license, express or implied, to use this document for any purpose whatsoever is restricted to the terms of the agreement between Conybeare Morrison International and the instructing party.

NOT FOR CONSTRUCTION



C:\Users\alay\Documents\19023\_TIMBRELL PARK AMENITIES\_2018\_CENTRAL\_alay6WK6A.rvt

FINISHES AND FIXTURES SCHEDULE

	ELEMENT	DESCRIPTION	SUPPLIER	MODEL/PRODUCT	COLOUR/CODE	FINISH	IMAGE
INTERNAL FIXTURES							
STORAGE FIXTURES							
	RACK SHELVING	PROPRIETARY GALVANISED STEEL RACK SHELVING SYSTEM TO STORAGE ROOMS. FULL HEIGHT. TOP AND BOTTOM SHELF TO BE FIXED WITH TWO INTERMEDIATE SHELVES TO BE ADJUSTABLE.	BY CONTRACTOR	BY CONTRACTOR	TBC	GALVANISED STEEL	
	STORAGE CUPBOARD	LAMINATE CONSTRUCTION LOCKABLE STORAGE CUPBOARDS. FULL HEIGHT. INTERNAL ADJUSTABLE SHELVES.	BY CONTRACTOR	BY CONTRACTOR	TBC	TBC	
	STORAGE BINS	LAMINATE CONSTRUCTION LOCKABLE STORAGE BINS. FLOOR MOUNTED.	BY CONTRACTOR	BY CONTRACTOR	TBC	TBC	
	CANTEEN BENCH CUPBOARD	STAINLESS STEEL CONSTRUCTION STORAGE CUPBOARDS. 900mm HEIGHT. OPEN WITH ONE FIXED STAINLESS STEEL SHELF BELOW AND WHITE CERMANIC TILE SPLASHBACK 1.2m ABOVE ALONG THE LENGTH OF THE BENCH.	BY CONTRACTOR	BY CONTRACTOR	TBC	STAINLESS STEEL	
	CANTEEN PANTRY CUPBOARD	LAMINATE CONSTRUCTION PANTRY SHELF CUPBOARDS. FULL HEIGHT. INTERNAL ADJUSTABLE SHELVES.	BY CONTRACTOR	BY CONTRACTOR	TBC	TBC	

DOCUMENT NOTES:  
Verify all dimensions on site before commencing work. Report all discrepancies to the Architect Prior to construction. Use figured dimensions in preference to scaled dimensions. Drawings made to larger scales and those showing particular parts of the works take precedence over drawings made to smaller scales or for general purposes. All work is to conform to relevant Australian Standards and Codes together with all Authorities' requirements and Regulations.

REV	DATE	DESCRIPTION	APP
A	06/10/20	ISSUED FOR DA - REVISED	AL

CONSULTANTS:



CLIENT:



ARCHITECT:



CONYBEARE MORRISON INTERNATIONAL P/L  
ABN 50 055 972 248 | T | 61 2 8244 8888  
W | www.cmplus.com.au | E | mail@cmplus.com.au  
Darrel Conybeare NSW ARB No 2252 |  
Bill Morrison NSW ARB No 2447

SCALE: 1 : 1 @ A3

PROJECT:

19023  
TIMBRELL PARK AMENITIES

HENLEY MARINE DR, FIVE DOCK  
NSW 2046

DRAWING TITLE:  
SCHEDULE - FINISHES AND FIXTURES -  
SHEET 10

SHEET NUMBER:

DA6010

REV:

A

PLOTTED: 12/10/2020 12:08:55 PM

COPYRIGHT:  
All rights reserved. This work is copyright and cannot be reproduced or copied by any means without the written permission of Conybeare Morrison International. Any license, express or implied, to use this document for any purpose whatsoever is restricted to the terms of the agreement between Conybeare Morrison International and the instructing party.

NOT FOR CONSTRUCTION





1 EXISTING - HENLEY MARINE DRIVE - LOOKING EAST  
NTS



2 PROPOSED - HENLEY MARINE DRIVE - LOOKING EAST  
NTS

DOCUMENT NOTES:			
Verify all dimensions on site before commencing work. Report all discrepancies to the Architect Prior to construction. Use figured dimensions in preference to scaled dimensions. Drawings made to larger scales and those showing particular parts of the works take precedence over drawings made to smaller scales or for general purposes. All work is to conform to relevant Australian Standards and Codes together with all Authorities' requirements and Regulations.			
REV	DATE	DESCRIPTION	APP
A	14/04/20	ISSUED FOR INFORMATION	AL
B	16/04/20	ISSUED FOR QS	AL
C	20/05/20	ISSUED FOR REVIEW	AL
D	25/05/20	ISSUED FOR DA	AL
E	21/07/20	ISSUED FOR DA - REVISED	AL
F	06/10/20	ISSUED FOR DA - REVISED	AL

CONSULTANTS:



CLIENT:



ARCHITECT:



SCALE: 1:1 @ A3

PROJECT:

**19023**  
**TIMBRELL PARK AMENITIES**  
HENLEY MARINE DR, FIVE DOCK  
NSW 2046

DRAWING TITLE:  
**PERSPECTIVE - SHEET 1**

SHEET NUMBER:

**DA9001**

PLOTTED: 12/10/2020 12:09:02 PM

COPYRIGHT:

All rights reserved. This work is copyright and cannot be reproduced or copied by any means without the written permission of Conybeare Morrison International. Any license, express or implied, to use this document for any purpose whatsoever is restricted to the terms of the agreement between Conybeare Morrison International and the instructing party.

REV:  
**F**

**NOT FOR CONSTRUCTION**





1 EXISTING - MINNESOTA AVE - LOOKING EAST  
NTS



2 PROPOSED - MINNESOTA AVE - LOOKING EAST  
NTS

DOCUMENT NOTES:			
Verify all dimensions on site before commencing work. Report all discrepancies to the Architect Prior to construction. Use figured dimensions in preference to scaled dimensions. Drawings made to larger scales and those showing particular parts of the works take precedence over drawings made to smaller scales or for general purposes. All work is to conform to relevant Australian Standards and Codes together with all Authorities' requirements and Regulations.			
REV	DATE	DESCRIPTION	APP
A	20/05/20	ISSUED FOR REVIEW	AL
B	25/05/20	ISSUED FOR DA	AL
C	21/07/20	ISSUED FOR DA - REVISED	AL
D	06/10/20	ISSUED FOR DA - REVISED	AL

CONSULTANTS:



CLIENT:



ARCHITECT:



CONYBEARE MORRISON INTERNATIONAL P/L  
ABN 50 055 972 248 | T | 61 2 8244 8888  
W | www.cmplus.com.au | E | mail@cmplus.com.au  
Darrel Conybeare NSW ARB No 2252 |  
Bill Morrison NSW ARB No 2447

SCALE: 1:1 @ A3

PROJECT:

19023  
TIMBRELL PARK AMENITIES

HENLEY MARINE DR, FIVE DOCK  
NSW 2046

DRAWING TITLE:  
PERSPECTIVE - SHEET 2

SHEET NUMBER:

DA9002

PLOTTED: 12/10/2020 12:09:07 PM

COPYRIGHT:

All rights reserved. This work is copyright and cannot be reproduced or copied by any means without the written permission of Conybeare Morrison International. Any license, express or implied, to use this document for any purpose whatsoever is restricted to the terms of the agreement between Conybeare Morrison International and the instructing party.

REV:


D

NOT FOR CONSTRUCTION





1 EXISTING - HENLEY MARINE DRIVE - LOOKING EAST.  
NTS



2 PROPOSED - HENLEY MARINE DRIVE - LOOKING EAST.  
NTS

DOCUMENT NOTES:			
Verify all dimensions on site before commencing work. Report all discrepancies to the Architect Prior to construction. Use figured dimensions in preference to scaled dimensions. Drawings made to larger scales and those showing particular parts of the works take precedence over drawings made to smaller scales or for general purposes. All work is to conform to relevant Australian Standards and Codes together with all Authorities' requirements and Regulations.			
REV	DATE	DESCRIPTION	APP
A	20/05/20	ISSUED FOR REVIEW	AL
B	25/05/20	ISSUED FOR DA	AL
C	21/07/20	ISSUED FOR DA - REVISED	AL
D	06/10/20	ISSUED FOR DA - REVISED	AL

CONSULTANTS:



CLIENT:



ARCHITECT:



CONYBEARE MORRISON INTERNATIONAL P/L  
ABN 50 055 972 248 | T | 61 2 8244 8888  
W | www.cmplus.com.au | E | mail@cmplus.com.au  
Darrel Conybeare NSW ARB No 2252 |  
Bill Morrison NSW ARB No 2447

SCALE: 1:1 @ A3

PROJECT:  
19023  
TIMBRELL PARK AMENITIES  
HENLEY MARINE DR, FIVE DOCK  
NSW 2046

DRAWING TITLE:  
PERSPECTIVE - SHEET 3

SHEET NUMBER: DA9003

REV: D

PLOTTED: 12/10/2020 12:09:12 PM

COPYRIGHT:  
All rights reserved. This work is copyright and cannot be reproduced or copied by any means without the written permission of Conybeare Morrison International. Any license, express or implied, to use this document for any purpose whatsoever is restricted to the terms of the agreement between Conybeare Morrison International and the instructing party.

NOT FOR CONSTRUCTION